

manàmanà



The Designer Manuel Remeggio



Manuel Remeggio nel 1996 si Diploma presso il Liceo Artistico di Treviso. Nel 2000 studia alla Middlesex University Fine Art Londra. Dopo la Laurea in Arti Visive all'Accademia di Belle Arti di Venezia nel 2003 è Creative Director per CERTRE' www.centre.com e realizza il Programma Life Style di design ceramico. Dal 2007 è designer di illuminazione per il Gruppo Linea Light, dove ha realizzato la famiglia a led Mamba in fusione di alluminio e Folia in fibra di carbonio e led.

2008/09 Ha disegnato per Manamanà, nuovo brand del Gruppo Linea Light www.linealight.com, prodotti sia per l'interno che per l'esterno a basso consumo, tavoli, sedute, piantane in rotazionale a led.



Partecipa a numerosi eventi e mostre di design e arte Now design à vivre Parigi, Abitare il Tempo Verona, Euroluce Milano, Arc di Londra, I Saloni a Mosca e New York. Scrivono di lui, Marie Claire, Wallpaper, Ottagono, AD, il Sole24ore...

Socio ADI dal 2003.



In 1996 Manuel Remeggio graduated from Treviso's Fine Art School (Liceo Artistico di Treviso). In 2000 he studied Fine Art at the Middlesex University in London. After graduating in visual arts at Venice's Accademia di Belle Arti in 2003, he became Creative Director for CERTRE' www.centre.com and developed the company's Ceramic design Life Style programme. Since 2007 he has worked as lighting designer for Gruppo Linea Light, creating the aluminium Mamba LED family and Folia in carbon fibre and LED.


2008/09 He developed designs for Manamanà, the new brand of Gruppo Linea Light www.linealight.com, low-consumption products for outdoor and indoor, tables, seats, LED floor lamps produced by rotational moulding.

He has participated in numerous art and design events and exhibitions: Now design à vivre in Paris, Abitare il Tempo in Verona, Euroluce in Milan, Arc in London, fairs in Moscow and New York. He has been reviewed in Marie Claire, Wallpaper, Ottagono, AD, Il Sole24ore... He has been a member of the Italian Industrial Design Association (ADI) since 2003.

Roma d+
design più

SAPIENZA
UNIVERSITÀ DI ROMA

legenda - guidelines



Colore
Colour

- N Naturale/ Natural
- V Bianco Opaco/ Matt White
- B Nero Opaco/ Matt Black
- BR Marrone Opaco/ Matt Brown
- R Rosso/ Red
- G Verde/ Green
- O Arancio/ Orange
- V Laccata Bianca/ White Lacquer
- B Laccata Nera/ Black Lacquer
- R Laccata Rossa/ Red Lacquer
- L Finitura Legno/ Wood Finish

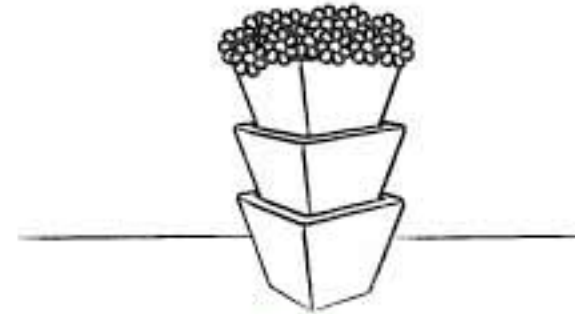
Applicazioni
Applications

- P Vaso/ Pot
- S Seduta max 150 Kg.
Max 150 Kg. seated
- T Tavolo/ Table
- IN Interno/ Indoor
- OUT Esterno/ Outdoor
- W Water resistant - IP
- S Sospensione/ Suspension
- F Da terra/ Floor
- A Applique/ Wall
- C Plafondiera/ Ceiling

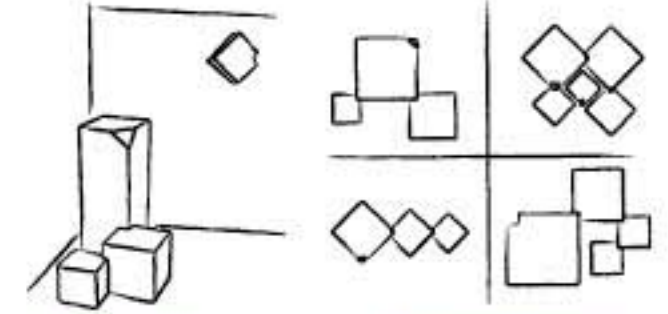
Dati tecnici
Technical data

- D Design depositato
Registered design
- TC-L 2611
- E27
- TC-TSE
- QR - III - PL - 29
- T-RS 26X13
- E27
- E19
- Led

Ideas...



Maya

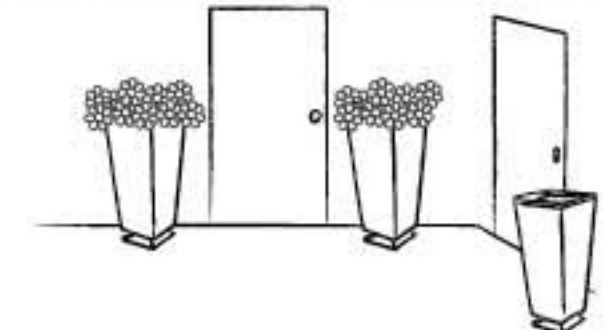


Park + City

More applications



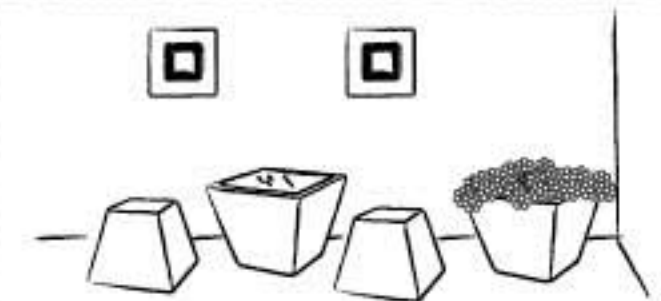
Flower Seat + Flower Table + Entourage




Clessidro Quadro Pot + Clessidro Quadro Ash Tray



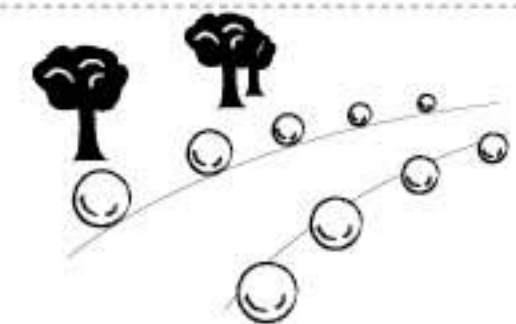
Mr. Magoo + Flower Table + Flower Seat



Baby Maya + Maya + Glass + Plaza



Hanging Ohps! + Flower Pot 100 + Flower Pot 100 + Glass



Oh!



a brand of



Respect!
We love nature

Our product are made with LLDPE 

GLI ARTICOLI STAMPATI SONO REALIZZATI CON POLIETILENE LINEARE CHE PERMETTE DI ESSERE RICICLATO A MATERIA PRIMA SECONDA E QUINDI GENERARE NUOVI MANUFATTI
MOULDED ITEMS ARE MADE OF LINEAR POLYETHYLENE WHICH CAN BE RECYCLED AS SECONDARY RAW MATERIAL TO MANUFACTURE NEW PRODUCTS

COS'È MANÀMANÀ?

Manàmanà è il nuovo brand tutto italiano del gruppo Linealight. Con manàmanà si avranno prodotti di design per illuminare sia l'interno che l'esterno, caratterizzati dal materiale polietilene e dalle forme nuove ed originali, prodotti ecosostenibili e a basso consumo. Ecco che avremo tavoli luminosi corredati da pouf, la Flower Family, piantane che omaggiano le sculture di Brancusi, Peggy o sedute che richiamano le antiche piramidi Maya, o ancora coni forati che riscaldano il nostro abitare, vulcano.

PERCHÉ MANÀMANÀ?

Manàmanà vuol dire tutto e niente... se pensiamo alla parola Dada, nata per molti come una delle prime parole pronunciate dai bambini e con la quale essi indicano tutto, e se pensiamo che da quella parola è nato il Dadaismo, forse capiamo lo spirito di questo nuovo brand, volto al design contemporaneo e al futuro guardando al passato.

WHAT IS MANÀMANÀ?

Manàmanà is the new brand of Linea Light, as always all made in Italy. Manàmanà will be offering top design products for indoor and out door lighting mode of polyethylene in new, original shapes for environmentally-sustainable products requiring low energy consumption. Luminous tables with seats, the flower family, floor lamps that are a homage to the sculptures of Brancusi, Peggy, or seats are reminiscence of the ancient Mayan pyramids or again perforated cones that heat our living space, volcano.

WHY MANÀMANÀ?

Manàmanà means everything and nothing... if we think of the word Dada, known as one of the first words a baby says and with which they indicate everything, and if we think that this word gave birth to Dadaism, perhaps we will understand the spirit of this new brand, aiming at contemporary and future design while looking at the past.

General Index

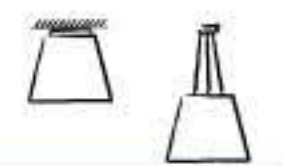
Peggy IN+OUT
Pag. 08



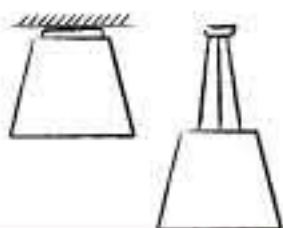
Entourage
Pag. 12



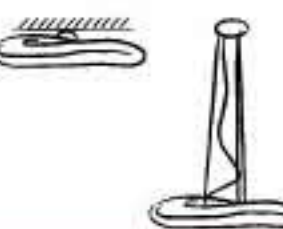
Vulcanino
Pag. 16




Vulcanone
Pag. 20



Mr. Magoo
Pag. 24



Plaza
Pag. 28



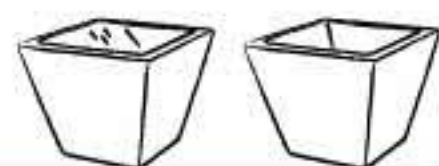
Flower Family
Pag. 32



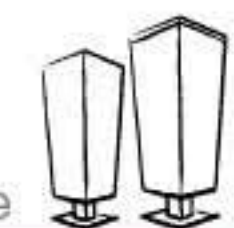
Baby Maya
Pag. 42



Maya
Pag. 44



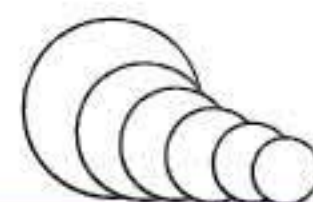
Clessidro Square
Pag. 46



Clessidro Round
Pag. 48



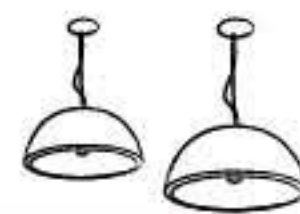
Oh!
Pag. 50



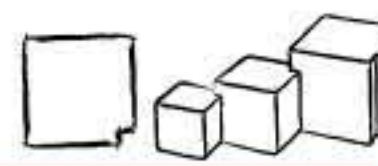
Ohps!
Pag. 54



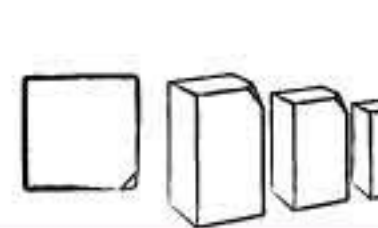
Hanging Ohps!
Pag. 56



City
Pag. 58



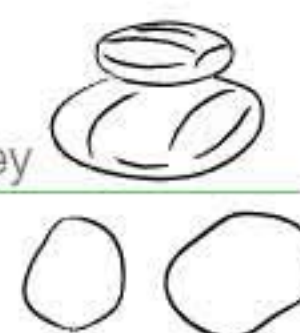
Park
Pag. 62



Nina
Pag. 64



Fred & Barney
Pag. 66



Public
Pag. 69



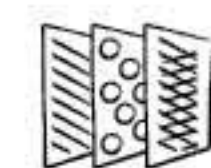
Rgb
Pag. 72



Kit
Pag. 74



Finiture
Pag. 77



Technical Data
Dati Tecnici
Pag. 81



Set
Pag. 113



Power supply e Driver
Alimentatori e Driver
Pag. 117

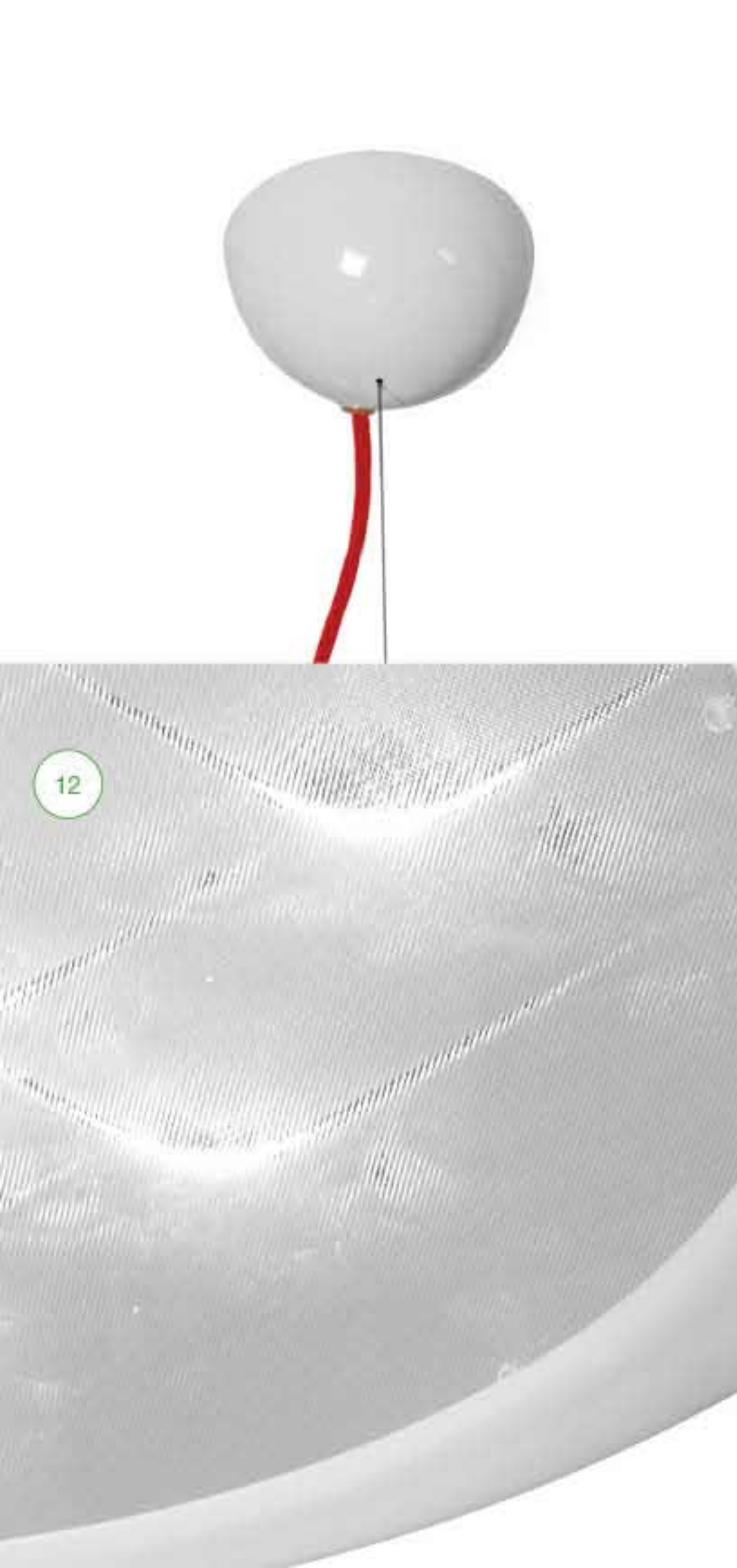




10



11



Entourage

DESIGNER: MANUEL REMEGGIO



14

Functions



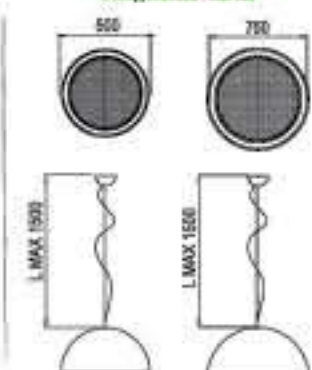
Light Application




Colors



Technical data



15





18



19





Functions




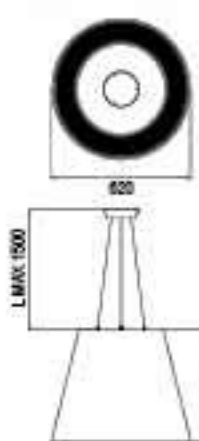
Light Application



Colors



Technical data







24



Functions



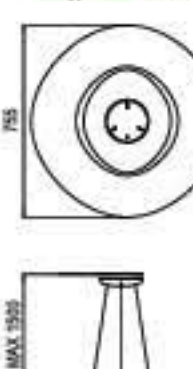
Light Application




Colors



Technical data




25





PIAZZA

DESIGNER: BRUNO E ARIANNA TEARDO



Functions



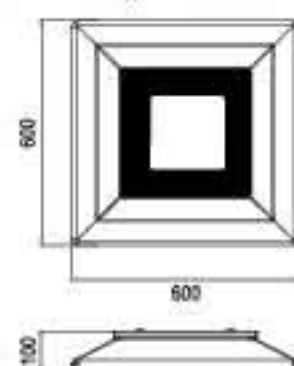
Light Application



Colors



Technical data









36



Flower Seat

Flower Table

Flower Pot 100



37





KIT VETRO / GLASS KIT







Functions

- IN
- OUT
- IP65

Light Application


PATENTED

Colors

- N
- B
- R
- G
- O
- W
- Y
- P
- M
- L
- S
- V
- BR
- GR
- BL
- WH

Technical data

- 500
- 1000
- 500
- 1000
- 500
- 1000







46



47









54



55

Functions



Light Application



Belongs



Technical data





HANGING OHPS!

DESIGNER: MANA'MANA'



Functions



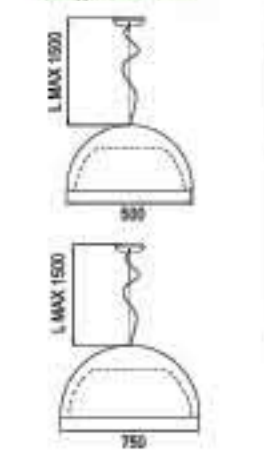
Light Application


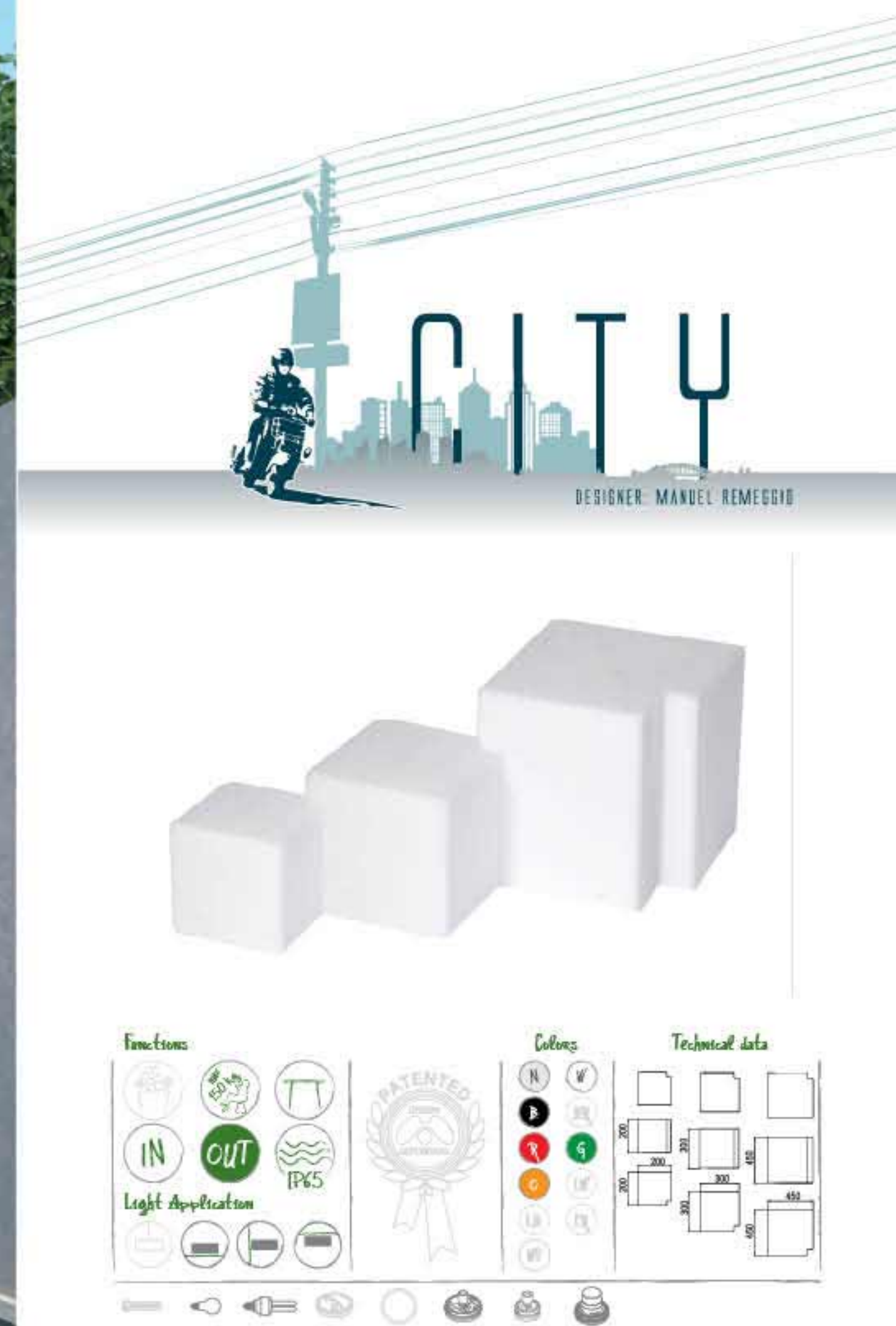


Colors




Technical data











64

Nina
DESIGNER: MANA'MANA

Functions

- IN (Light Application)
- CUT
- IP65

Colors

- N
- W
- GR
- BL
- WH
- BR
- BU
- VI
- RD
- OR
- GR
- BL
- WH
- BR
- BU
- VI
- RD
- OR

Technical data

Light Application

PATENTED



65



Public, Rob, Kit



Public



70




71

RGB

72

RGB è il nome del modello additivo che si basa sui tre colori primari: Rosso (Red), Verde (Green) e Blu (Blue), la loro miscelazione dà luogo ad un'infinita varietà di sfumature cromatiche e, in diverse proporzioni ed intensità, sono in grado di generare il bianco. L'utilizzo dei colori è normalmente regolato da principi comuni, atti a favorire o contrastare un determinato stato d'animo. I led RGB sfruttano tutte le combinazioni cromatiche disponibili permettendo di creare all'interno dello stesso ambiente infinite possibilità scenografiche scegliendo il colore che meglio si addice alle proprie sensazioni.

RGB is the name of the additive model based on three colours: red, green and blue. Their mix gives rise to an infinite number of colour tones they are able to generate white in different proportions and intensity. The use of colours is normally regulated by common principles, suitable for favouring or contrasting a given mood. The RGB LEDs exploit all the colour combinations available thereby allowing the creation of an infinite number of settings within the same environment, with the option of choosing the colour that best suits your mood.

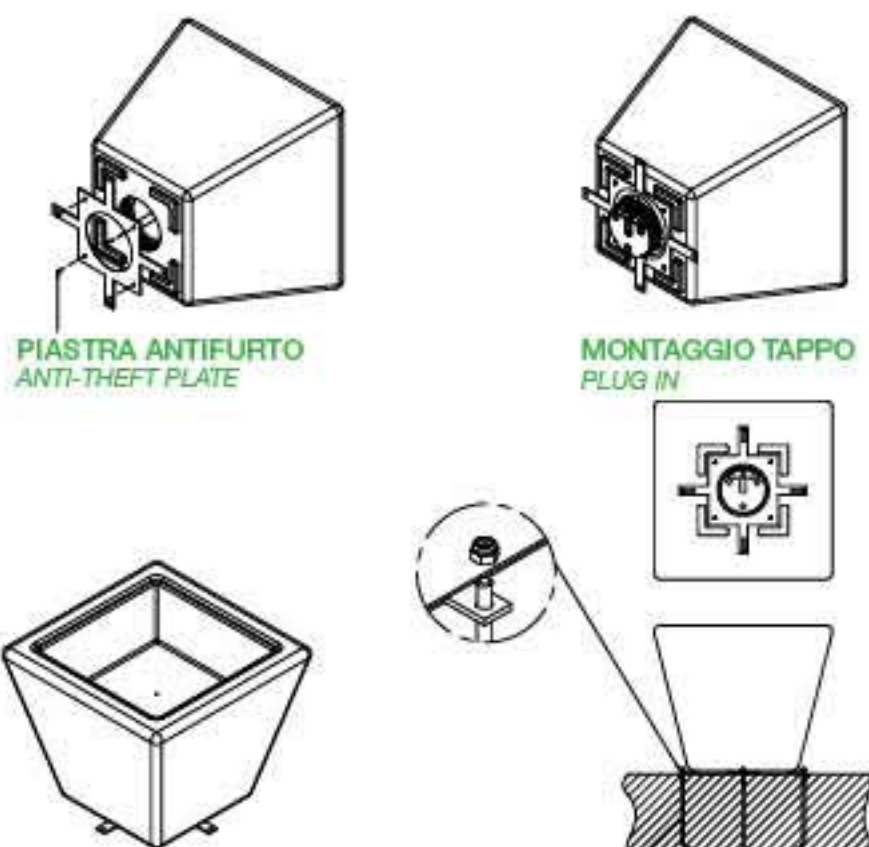


73

Kit

74

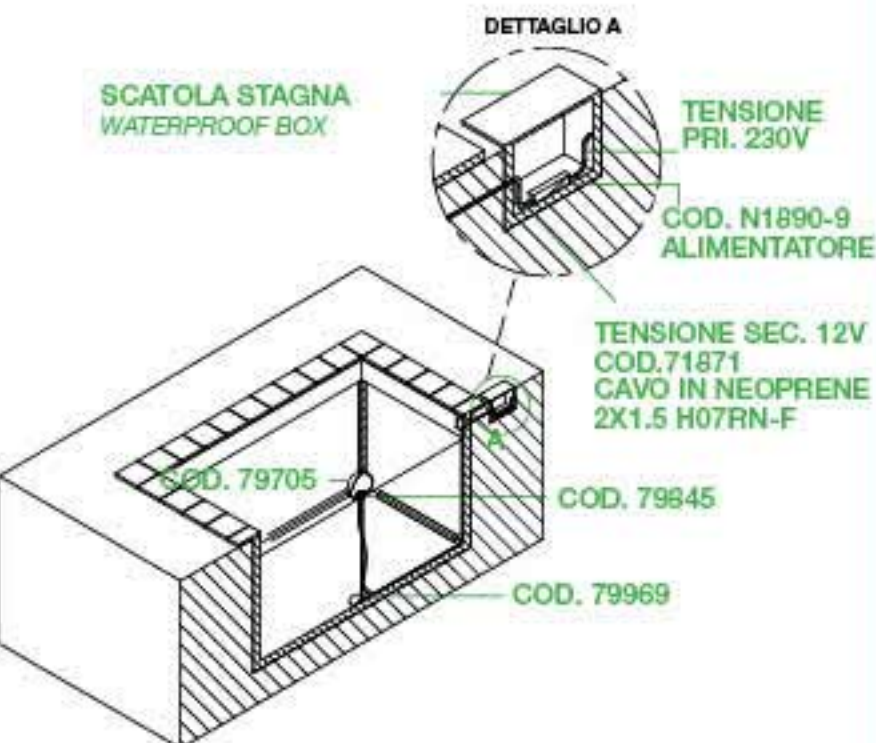
KIT ANTIFURTO ANTI-THEFT KIT



KIT TIRANTI DI FISSAGGIO CON DIMA DI POSIZIONAMENTO.
FIXING TIE KIT WITH POSITIONING TEMPLATE.

KIT PISCINA POOL KIT

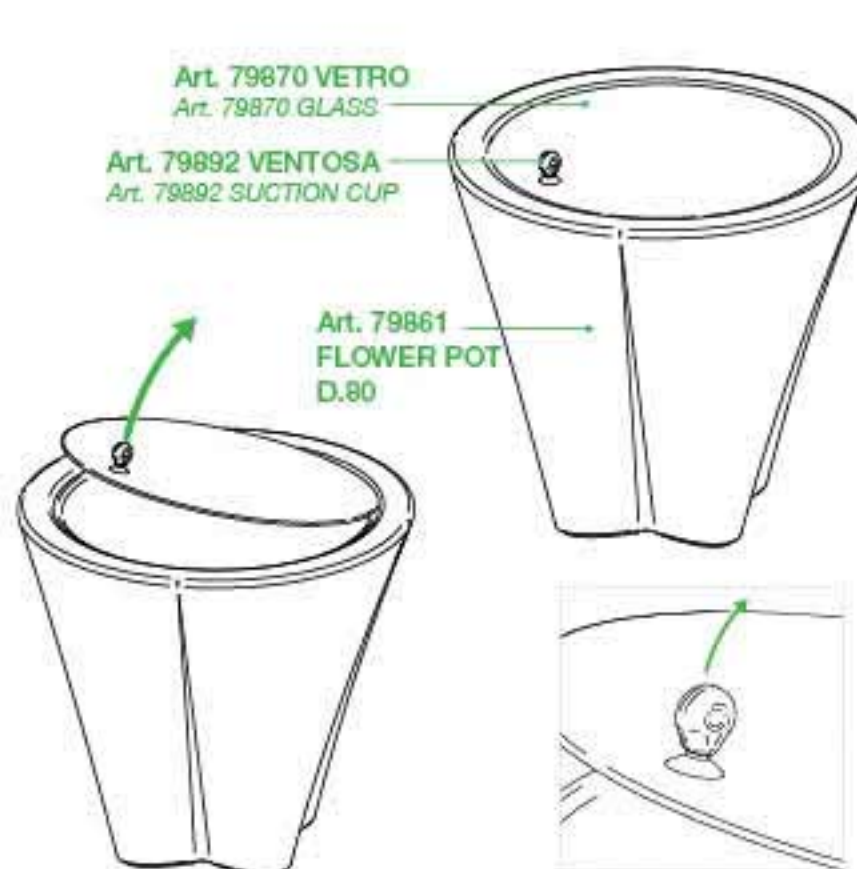
ESEMPIO D'INSTALLAZIONE IN PISCINA
EXAMPLE OF INSTALLATION IN SWIMMING POOL



LUNG. MAX CABLAGGIO SEZ. 1,5 12V (m)

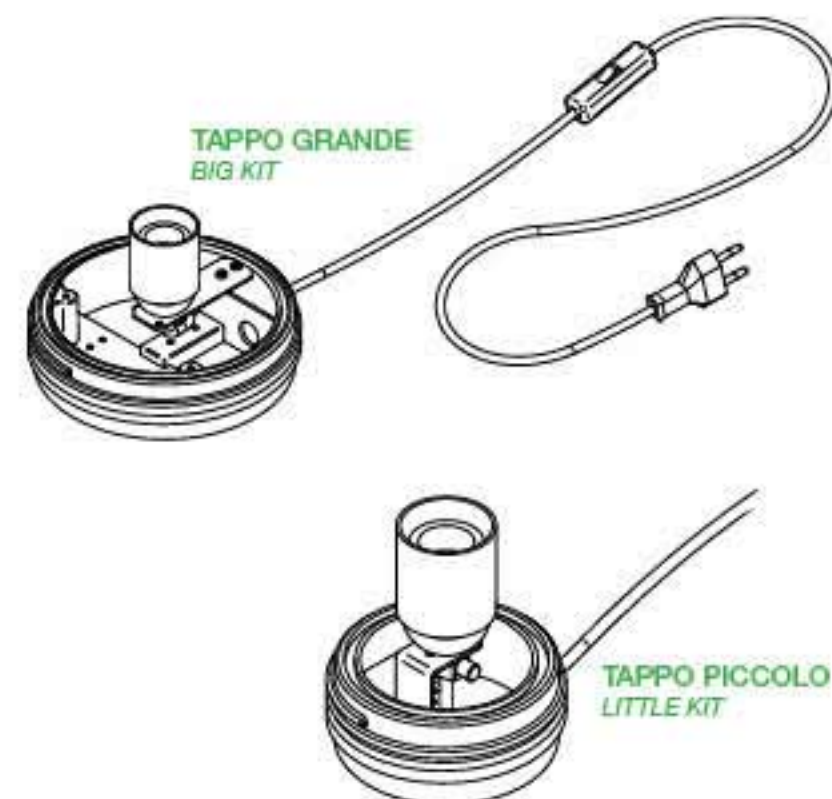
24m	79844	SET PER BARNEY IP68+ LAMP. 10W	D.96 H.100
9m	79845	SET PER OH! D.280 IP68+ LAMP. 20W	D.96 H.100
6,5m	79847	SET PER TAPPO GRANDE IP68+LAMP. 35W	D.156 H.100
4,5m	79848	SET PER TAPPO GRANDE IP68+LAMP. 50W	D.156 H.100

KIT VENTOSA SUCTION CUP



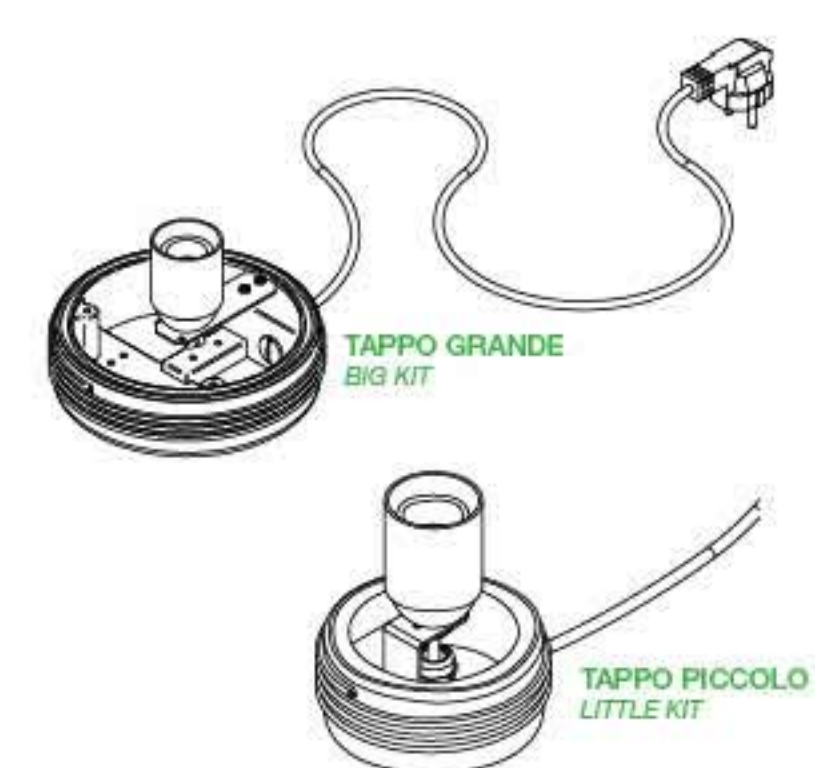
KIT TAPPO IN INDOOR KIT

LUNGHEZZA CAVO 2 m
CABLE LENGTH 2 m



KIT TAPPO OUT PG + CAVO IN NEOPRENE + PRESA SHUKO IP44 OUTDOOR KIT PG + NEOPRENE CABLE + SHUKO CONNECTOR IP44

LUNGHEZZA CAVO 2 m
CABLE LENGTH 2 m

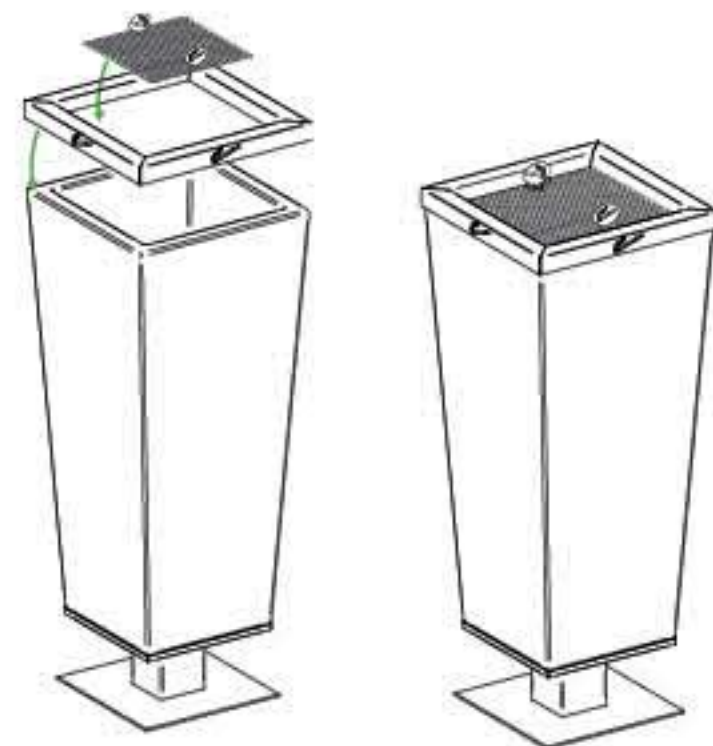


KIT CONTROCASSA OUTERCASE KIT



75

KIT POSACENERE ASH-TRAY KIT

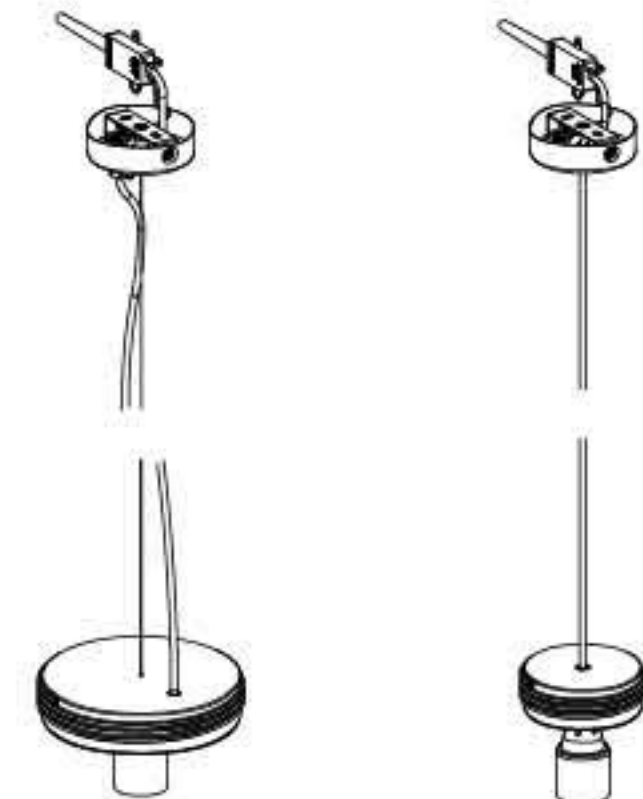


KIT LED LED KIT

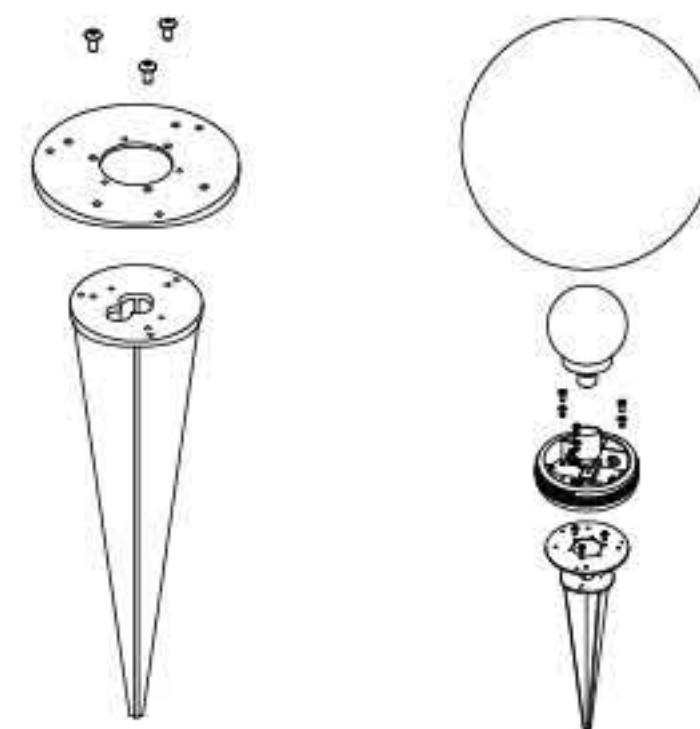


KIT SOSPENSIONE SUSPENSION KIT


LUNGHEZZA MASSIMA 2,50 m
MAX LENGTH 2.50 m



KIT PICCHETTO STAKE KIT



Finishes



Finiture

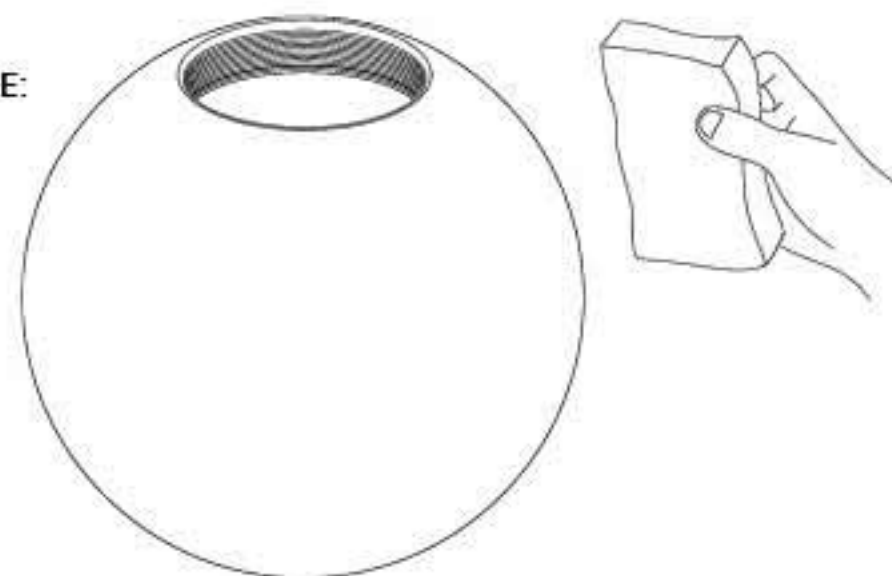
Finishes

ISTRUZIONI PER IL LAVAGGIO DELL'APPARECCHIO D'ILLUMINAZIONE:

- Lucidare con panno umido, utilizzando solo acqua e sapone neutro.
- Non utilizzare panni abrasivi e/o solventi.

LUMINAIRE CARE INSTRUCTIONS:

- Wipe clean with a cloth damped in water with neutral detergent.
- Avoiding the use of chemical solvents and/or abrasive cloths.



POLIETILENE NATURALE
NATURAL POLYETHYLENE



POLIETILENE COLORATO IN MASSA
COLOUR POLYETHYLENE



POLIETILENE LACCATO
LACQUERED POLYETHYLENE



POLIETILENE GOMMATO
GUMMED POLYETHYLENE



POLIETILENE DECORO LEGNO
WOOD DECORATED POLYETHYLENE




GRAFICHE SU POLIETILENE
GRAPHICS ON POLYETHYLENE



78

TRATTAMENTO ANTIMACCHIA
STAIN PREVENTION



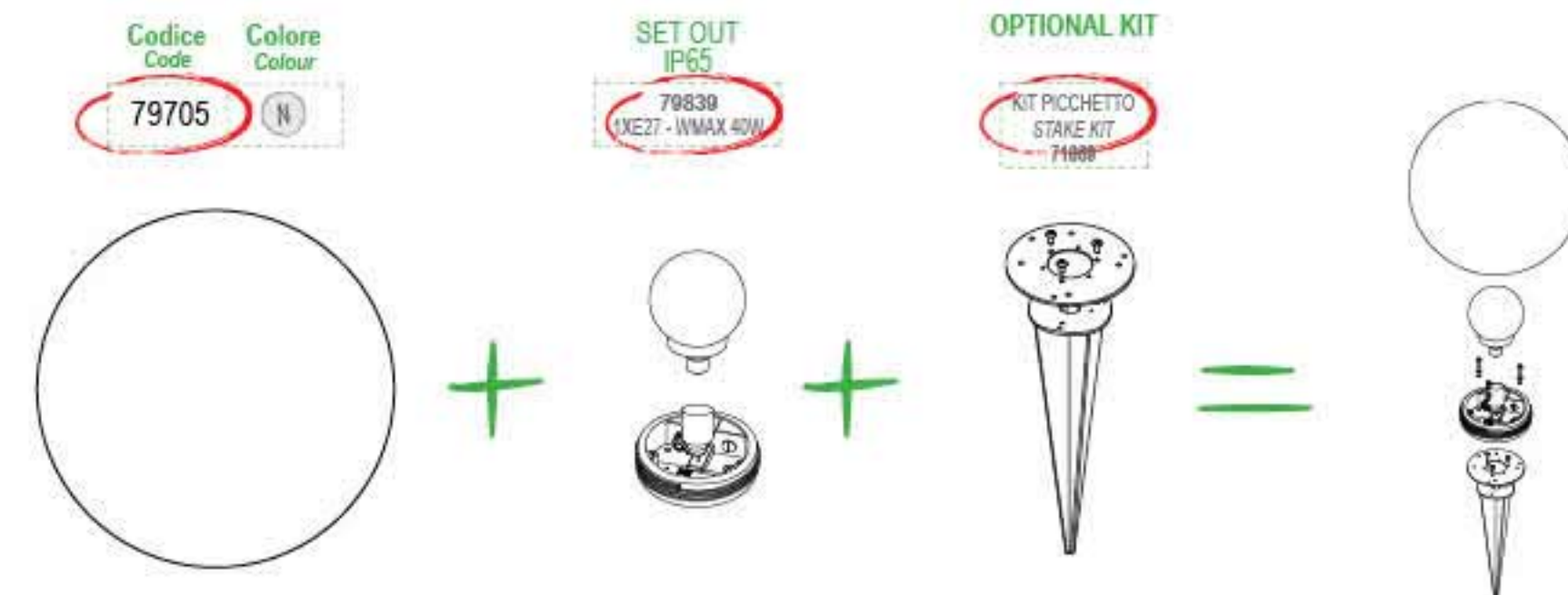
79




Guida alla lettura dati tecnici

Technical data guideline

Esempio
Example



Oh! ø 280



Dimensioni Measures	Volume Imballo Package Volume	Codice Code	Colore Colour
	0,040 m³	79705	N
Lightning Applications		79706	R
		79707	Q
Peso Netto Net Weight			
1,6 Kg			
Peso Lordo Gross Weight			
2,6 Kg			

SET X SOSPENS.	SET IN	SET OUT IP65	SET RGB	SET IP 68	OPTIONAL KIT
79849 1XE27 - WMAX 40W	79834 1XE27 - WMAX 40W	79839 1XE27 - WMAX 40W	79974 3X2 WATT LED	79846 1XG4 - WMAX 20W	KIT PICCHETTO STAKE KIT 71000
79849 1XE27 - WMAX 40W	79834 1XE27 - WMAX 40W	79839 1XE27 - WMAX 40W		79846 1XG4 - WMAX 20W	CONTROCASSA SLEEVE 71000
79849 1XE27 - WMAX 40W	79834 1XE27 - WMAX 40W	79839 1XE27 - WMAX 40W		79846 1XG4 - WMAX 20W	KIT PESI PISCINA POOL WEIGHT KIT 79900
					ALIMENTATORE POWER SUPPLY X SET IP68 N1800-0

SET X SOSPENS.	SET IN	SET OUT IP65	SET RGB	SET IP 68	OPTIONAL KIT
79849 1XE27 - WMAX 40W	79834 1XE27 - WMAX 40W	79839 1XE27 - WMAX 40W	79974 3X2 WATT LED	79846 1XG4 - WMAX 20W	KIT PICCHETTO STAKE KIT 71000
79849 1XE27 - WMAX 40W	79834 1XE27 - WMAX 40W	79839 1XE27 - WMAX 40W		79846 1XG4 - WMAX 20W	CONTROCASSA SLEEVE 71000
79849 1XE27 - WMAX 40W	79834 1XE27 - WMAX 40W	79839 1XE27 - WMAX 40W		79846 1XG4 - WMAX 20W	KIT PESI PISCINA POOL WEIGHT KIT 79900
					ALIMENTATORE POWER SUPPLY X SET IP68 N1800-0

SET X SOSPENS.	SET IN	SET OUT IP65	SET RGB	SET IP 68	OPTIONAL KIT
79849 1XE27 - WMAX 40W	79834 1XE27 - WMAX 40W	79839 1XE27 - WMAX 40W	79974 3X2 WATT LED	79846 1XG4 - WMAX 20W	KIT PICCHETTO STAKE KIT 71000
79849 1XE27 - WMAX 40W	79834 1XE27 - WMAX 40W	79839 1XE27 - WMAX 40W		79846 1XG4 - WMAX 20W	CONTROCASSA SLEEVE 71000
79849 1XE27 - WMAX 40W	79834 1XE27 - WMAX 40W	79839 1XE27 - WMAX 40W		79846 1XG4 - WMAX 20W	KIT PESI PISCINA POOL WEIGHT KIT 79900
					ALIMENTATORE POWER SUPPLY X SET IP68 N1800-0



Mr. Magoo Suspension

Dimensioni Measures	Volume Imballo Package Volume	Codice Code	Colore Colour
	0,097 m³	79965	N
Lightning Applications 			
Peso Netto Net Weight			
6 Kg			
Peso Lordo Gross Weight			
8,3 Kg			

+

INDOOR IP30			
INCLUDED T5FC - WMAX 55W			



+



LUNGHEZZA CAVO CABLE LENGTH
L 1500



Entourage Ø 500

Dimensioni Measures	Volume Imballo Package Volume	Codice Code	Colore Colour
	0,090 m³	79938	B
Lightning Applications 			
Peso Netto Net Weight			
4 Kg			
Peso Lordo Gross Weight			
5,3 Kg			

+

INDOOR IP30			
INCLUDED 1XE27 - WMAX 60W			

+



LUNGHEZZA CAVO CABLE LENGTH
L 1500



87

Mr. Magoo Ceiling

Dimensioni Measures	Volume Imballo Package Volume	Codice Code	Colore Colour
	0,097 m³	79966	N
Lightning Applications 			
Peso Netto Net Weight			
6 Kg			
Peso Lordo Gross Weight			
8,3 Kg			

+

INDOOR IP30			
T5FC - WMAX 55W			

+



LUNGHEZZA CAVO CABLE LENGTH



Entourage Ø 750

Dimensioni Measures	Volume Imballo Package Volume	Codice Code	Colore Colour
	0,269 m³	79943	B
Lightning Applications 			
Peso Netto Net Weight			
7 Kg			
Peso Lordo Gross Weight			
10 Kg			

+

INDOOR IP30			
INCLUDED 3XE27 - WMAX 60W			

+

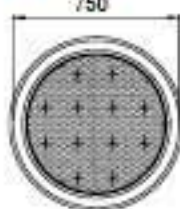








LUNGHEZZA CAVO CABLE LENGTH
L 1500



86

Entourage Led Ø 750

Dimensioni Measures	Volume Imballo Package Volume	Codice Code	Colore Colour
	0,269 m³	79655	
		79656	
Lightning Applications 		79657	
	Peso Netto Net Weight	79658	
	7 Kg	79659	
	Peso Lordo Gross Weight		
	10 Kg		



INDOOR IP30				
INCLUDED 12 LED 2W 500 mA				



LUNGHEZZA CAVO CABLE LENGTH
L 1500



88

Vulcanino Suspension

Dimensioni Measures	Volume Imballo Package Volume	Codice Code	Colore Colour
	0,130 m³	79961	
Lightning Applications 			
	Peso Netto Net Weight		
	4 Kg		
	Peso Lordo Gross Weight		
	5,5 Kg		



INDOOR IP30				
INCLUDED T5FC - WMAX 22W				



LUNGHEZZA CAVO CABLE LENGTH
L 1500



89

Vulcanino Ceiling

Dimensioni Measures	Volume Imballo Package Volume	Codice Code	Colore Colour
	0,130 m³	79963	
Lightning Applications 			
	Peso Netto Net Weight		
	4 Kg		
	Peso Lordo Gross Weight		
	5,5 Kg		



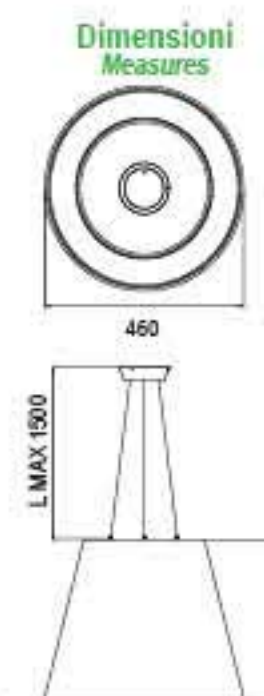
INDOOR IP30				
INCLUDED T5FC - WMAX 22W				



LUNGHEZZA CAVO CABLE LENGTH



Vulcanino Suspension Trim Less



Dimensioni
Measures

Volume Imballo
Package Volume

0,130 m³

Lightning Applications



Peso Netto
Net Weight

3,5 Kg

Peso Lordo
Gross Weight

4,5 Kg

Codice
Code

79697

Colore
Colour

N

INDOOR
IP30

INCLUDED
T5FC - WMAX 22W

+

+

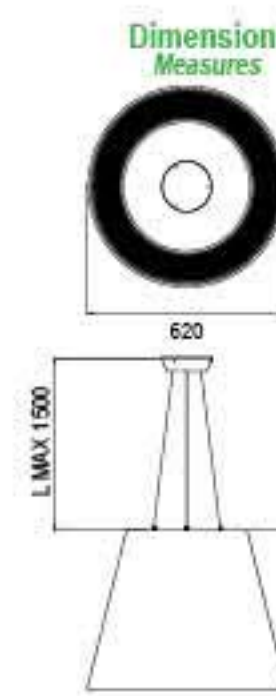
=



LUNGHEZZA CAVO
CABLE LENGTH

L 1500

Vulcanone Suspension



Dimensioni
Measures

Volume Imballo
Package Volume

0,239 m³

Lightning Applications



Peso Netto
Net Weight

7 Kg

Peso Lordo
Gross Weight

9,4 Kg

Codice
Code

79962

Colore
Colour

N

INDOOR
IP30

INCLUDED
T5FC - WMAX 55W

+

+

=

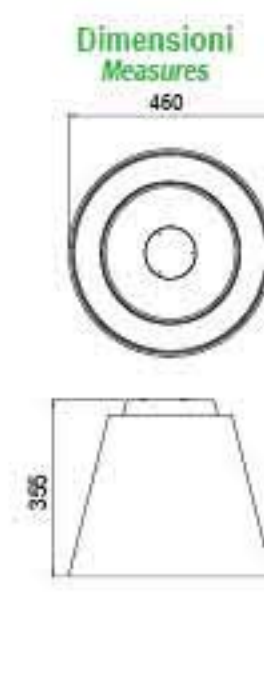


LUNGHEZZA CAVO
CABLE LENGTH

L 1500

91

Vulcanino Ceiling Trim Less



Dimensioni
Measures

Volume Imballo
Package Volume

0,130 m³

Lightning Applications



Peso Netto
Net Weight

4 Kg

Peso Lordo
Gross Weight

5,5 Kg

Codice
Code

79698

Colore
Colour

N

INDOOR
IP30

INCLUDED
T5FC - WMAX 22W

+

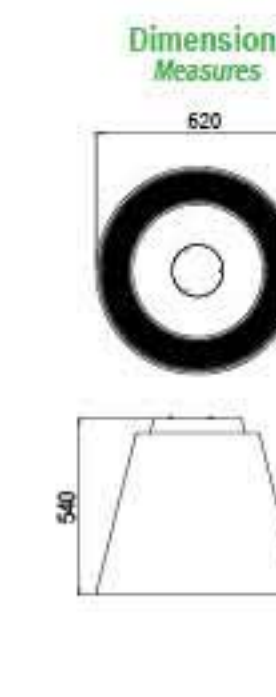
+

=



LUNGHEZZA CAVO
CABLE LENGTH

Vulcanone Ceiling



Dimensioni
Measures

Volume Imballo
Package Volume

0,239 m³

Lightning Applications



Peso Netto
Net Weight

7,5 Kg

Peso Lordo
Gross Weight

9,4 Kg

Codice
Code

79964

Colore
Colour

N

INDOOR
IP30

INCLUDED
T5FC - WMAX 55W

+

+

=



LUNGHEZZA CAVO
CABLE LENGTH

92

+ 

93

+

92



+



93



Flower Pot ø 50



Dimensioni Measures	Volume Imballo Package Volume	Codice Code	Colore Colour
	0,125 m³	79872	N
Lightning Applications		79873	W
		79874	B
		79875	BR
Peso Netto Net Weight	3 Kg	79876	R
		79877	G
Peso Lordo Gross Weight	4,5 Kg	79878	O
		79879	LW
		79880	LB



	SET IN IP20	SET OUT IP65	SET RGB IP65	
	79834 1XE27 - WMAX 60W	79839 1XE27 - WMAX 60W	79974 3X2 WATT LED	
	79834 1XE27 - WMAX 60W	79839 1XE27 - WMAX 60W		
	79834 1XE27 - WMAX 60W	79839 1XE27 - WMAX 60W		
	79834 1XE27 - WMAX 60W	79839 1XE27 - WMAX 60W		



OPTIONAL KIT
KIT PICCHETTO STAKE KIT 71869
CONTROCASSA SLEEVE 71868
KIT ANTIFURTO ANTI THEFT KIT 79694
VETRO GLASS 79881
VENTOSA SUCTION CUP 79892



Flower Seat Pouff



Dimensioni Measures	Volume Imballo Package Volume	Codice Code	Colore Colour
	0,078 m³	79893	N
Lightning Applications		79894	W
		79895	B
		79896	BR
Peso Netto Net Weight	2 Kg	79897	R
		79898	G
Peso Lordo Gross Weight	3 Kg	79899	O
		79900	LW
		79901	LB



PESO MAX MAX LOAD	SET IN IP20	SET OUT IP65	SET RGB IP65	
150 Kg	79838 1XE27 - WMAX 40W	79843 1XE27 - WMAX 40W	79973 3X2 WATT LED	
	79838 1XE27 - WMAX 40W	79843 1XE27 - WMAX 40W		
	79838 1XE27 - WMAX 40W	79843 1XE27 - WMAX 40W		
	79838 1XE27 - WMAX 40W	79843 1XE27 - WMAX 40W		



OPTIONAL KIT
KIT PICCHETTO STAKE KIT 71869
CONTROCASSA SLEEVE 71868
KIT ANTIFURTO ANTI THEFT KIT 79694



Flower Pot h 100



Dimensioni Measures	Volume Imballo Package Volume	Codice Code	Colore Colour
	0,291 m³	79882	N
Lightning Applications		79883	W
		79884	B
		79885	BR
Peso Netto Net Weight	6,15 Kg	79986	R
		79887	G
Peso Lordo Gross Weight	8,65 Kg	79888	O
		79889	LW
		79890	LB



	SET IN IP20	SET OUT IP65	SET RGB IP65	
	79834 1XE27 - WMAX 100W	79839 1XE27 - WMAX 100W	79974 3X2 WATT LED	
	79834 1XE27 - WMAX 100W	79839 1XE27 - WMAX 100W		
	79834 1XE27 - WMAX 100W	79839 1XE27 - WMAX 100W		
	79834 1XE27 - WMAX 100W	79839 1XE27 - WMAX 100W		



OPTIONAL KIT
KIT PICCHETTO STAKE KIT 71869
CONTROCASSA SLEEVE 71868
KIT ANTIFURTO ANTI THEFT KIT 79694
VETRO GLASS 79881
VENTOSA SUCTION CUP 79882



Flower Pot Pouff



Dimensioni Measures	Volume Imballo Package Volume	Codice Code	Colore Colour
	0,078 m³	79902	N
Lightning Applications		79903	W
		79904	B
		79905	BR
Peso Netto Net Weight	2,50 Kg	79906	R
		79907	G
Peso Lordo Gross Weight	3,50 Kg	79908	O
		79909	LW
		79910	LB



	SET IN IP20	SET OUT IP65	SET RGB IP65	
	79838 1XE27 - WMAX 40W	79843 1XE27 - WMAX 40W	79973 3X2 WATT LED	
	79838 1XE27 - WMAX 40W	79843 1XE27 - WMAX 40W		
	79838 1XE27 - WMAX 40W	79843 1XE27 - WMAX 40W		
	79838 1XE27 - WMAX 40W	79843 1XE27 - WMAX 40W		



OPTIONAL KIT
KIT PICCHETTO STAKE KIT 71869
CONTROCASSA SLEEVE 71868
KIT ANTIFURTO ANTI THEFT KIT 79694



Baby Maya

Dimensioni Measures	Volume Imballo Package Volume	Codice Code	Colore Colour
	0,192 m³	79911	N
	Lightning Applications	79912	V
		79913	B
	Peso Netto Net Weight	79914	BR
	5,5 Kg	79915	R
	Peso Lordo Gross Weight	79916	G
	7,5 Kg	79917	O
		79918	LV
		79919	LB



PESO MAX MAX LOAD	SET IN IP20	SET OUT IP65	SET RGB IP65
150 Kg	79838 1XE27 - WMAX 60W	79843 1XE27 - WMAX 60W	79972 6X2 WATT LED
			79973 3X2 WATT LED



OPTIONAL KIT
KIT PICCHETTO STAKE KIT 71869
CONTROCASSA SLEEVE 71868
KIT ANTIFURTO ANTI THEFT KIT 79696



Clessidro Square Short

Dimensioni Measures	Volume Imballo Package Volume	Codice Code	Colore Colour
	0,233 m³	79764	N Base W
	Lightning Applications	79765	N Base R
		79772	V Base W
	Peso Netto Net Weight	79773	V Base R
	12,65 Kg	79780	B Base W
	Peso Lordo Gross Weight	79781	B Base R
	14,65 Kg	79788	BR Base W
		79789	BR Base R



SET IN IP20	SET OUT IP68	SET RGB IP65
79838 1XE27 - WMAX 100W	79843 1XE27 - WMAX 100W	79972 6X2 WATT LED
79838 1XE27 - WMAX 100W	79843 1XE27 - WMAX 100W	79972 6X2 WATT LED



OPTIONAL KIT
KIT ANTIFURTO ANTI THEFT KIT 79703
KIT POSACENERE ASH TRAY KIT 79832
KIT TIRANTI DI FISSAGGIO FIXING TIE KIT 79665



Clessidro Square Short

Dimensioni Measures	Volume Imballo Package Volume	Codice Code	Colore Colour
	0,233 m³	79796	R Base W
	Lightning Applications	79797	R Base R
		79804	O Base W
	Peso Netto Net Weight	79805	O Base R
	12,65 Kg	79812	LV Base W
	Peso Lordo Gross Weight	79813	LV Base R
	14,65 Kg	79820	LB Base W
		79821	LB Base R



SET IN IP20	SET OUT IP68
79838 1XE27 - WMAX 100W	79843 1XE27 - WMAX 100W
79838 1XE27 - WMAX 100W	79843 1XE27 - WMAX 100W
79838 1XE27 - WMAX 100W	79843 1XE27 - WMAX 100W
79838 1XE27 - WMAX 100W	79843 1XE27 - WMAX 100W



OPTIONAL KIT
KIT ANTIFURTO ANTI THEFT KIT 79703
KIT POSACENERE ASH TRAY KIT 79832
KIT TIRANTI DI FISSAGGIO FIXING TIE KIT 79665



Maya

Dimensioni Measures	Volume Imballo Package Volume	Codice Code	Colore Colour
	0,192 m³	79920	N
	Lightning Applications	79921	V
		79922	B
	Peso Netto Net Weight	79923	BR
	6,2 Kg	79924	R
	Peso Lordo Gross Weight	79925	G
	8,2 Kg	79926	O
		79927	LV
		79928	LB



SET IN IP20	SET OUT IP65	SET RGB IP65
79838 1XE27 - WMAX 60W	79843 1XE27 - WMAX 75W	79972 6X2 WATT LED
		79973 3X2 WATT LED



OPTIONAL KIT
KIT PICCHETTO STAKE KIT 71869
CONTROCASSA SLEEVE 71868
KIT ANTIFURTO ANTI THEFT KIT 79695
VETRO GLASS 79704
VENTOSA SUCTION CUP 79892



Clessidro Square Tall

Dimensioni Measures	Volume Imballo Package Volume	Codice Code	Colore Colour
	0,326 m³	79766	Base W
		79767	Base R
		79774	Base W
		79775	Base R
		79782	Base W
		79783	Base R
		79790	Base W
		79791	Base R

+

	SET IN IP20	SET OUT IP65	SET RGB IP65	
	79838 1XE27 - WMAX 100W	79843 1XE27 - WMAX 100W	79972 6X2 WATT LED	79971 9X2 WATT LED
	79838 1XE27 - WMAX 100W	79843 1XE27 - WMAX 100W	79972 6X2 WATT LED	79971 9X2 WATT LED

+

OPTIONAL KIT
KIT ANTIFURTO ANTI THEFT KIT 79703
KIT POSACENERE ASH TRAY KIT 79833
KIT TIRANTI DI FISSAGGIO FIXING TIE KIT 79665



Clessidro Round Short

Dimensioni Measures	Volume Imballo Package Volume	Codice Code	Colore Colour
	0,233 m³	79760	Base W
		79761	Base R
		79768	Base W
		79769	Base R
		79776	Base W
		79777	Base R
		79784	Base W
		79785	Base R

+

	SET IN IP20	SET OUT IP65	SET RGB IP65	
	79838 1XE27 - WMAX 100W	79843 1XE27 - WMAX 100W	79972 6X2 WATT LED	
	79838 1XE27 - WMAX 100W	79843 1XE27 - WMAX 100W	79972 6X2 WATT LED	

+

OPTIONAL KIT
KIT ANTIFURTO ANTI THEFT KIT 79702
KIT TIRANTI DI FISSAGGIO FIXING TIE KIT 79665



98

Clessidro Square Tall

Dimensioni Measures	Volume Imballo Package Volume	Codice Code	Colore Colour
	0,326 m³	79798	Base W
		79799	Base R
		79806	Base W
		79807	Base R
		79814	Base W
		79815	Base R
		79822	Base W
		79823	Base R

+

	SET IN IP20	SET OUT IP65		
	79838 1XE27 - WMAX 100W	79843 1XE27 - WMAX 100W		
	79838 1XE27 - WMAX 100W	79843 1XE27 - WMAX 100W		
	79838 1XE27 - WMAX 100W	79843 1XE27 - WMAX 100W		
	79838 1XE27 - WMAX 100W	79843 1XE27 - WMAX 100W		

+

OPTIONAL KIT
KIT ANTIFURTO ANTI THEFT KIT 79703
KIT POSACENERE ASH TRAY KIT 79833
KIT TIRANTI DI FISSAGGIO FIXING TIE KIT 79665



Clessidro Round Short

Dimensioni Measures	Volume Imballo Package Volume	Codice Code	Colore Colour
	0,233 m³	79792	Base W
		79793	Base R
		79800	Base W
		79801	Base R
		79808	Base W
		79809	Base R
		79816	Base W
		79817	Base R

+

	SET IN IP20	SET OUT IP65		
	79838 1XE27 - WMAX 100W	79843 1XE27 - WMAX 100W		
	79838 1XE27 - WMAX 100W	79843 1XE27 - WMAX 100W		
	79838 1XE27 - WMAX 100W	79843 1XE27 - WMAX 100W		
	79838 1XE27 - WMAX 100W	79843 1XE27 - WMAX 100W		

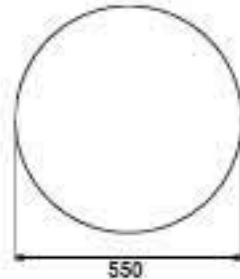

+

OPTIONAL KIT
KIT ANTIFURTO ANTI THEFT KIT 79702
KIT TIRANTI DI FISSAGGIO FIXING TIE KIT 79665



99

Oh! ø 550

Dimensioni Measures	Volume Imballo Package Volume	Codice Code	Colore Colour
	0,216 m³	79711	N
Lightning Applications		79712	R
		79713	G
Peso Netto Net Weight			
5,45 Kg			
Peso Lordo Gross Weight			
7,95 Kg			

+

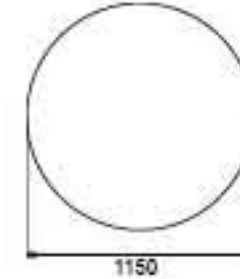

SET X SOSPENS.	SET IN IP20	SET OUT IP65	SET RGB IP65	SET IP 68
79851 1XE27 - WMAX 60W	79838 1XE27 - WMAX 60W	79843 1XE27 - WMAX 60W	79972 6X2 WATT LED	79848 1XGY6,35 - WMAX 50W
79851 1XE27 - WMAX 60W	79838 1XE27 - WMAX 60W	79843 1XE27 - WMAX 60W		79848 1XGY6,35 - WMAX 50W
79851 1XE27 - WMAX 60W	79838 1XE27 - WMAX 60W	79843 1XE27 - WMAX 60W		79848 1XGY6,35 - WMAX 50W

+

OPTIONAL KIT
KIT PICCHETTO STAKE KIT 71869
CONTROCASSA SLEEVE 71868
KIT ANTIFURTO ANTI THEFT KIT 79682
KIT PESI PISCINA POOL WEIGHT KIT 79969
ALIMENTATORE POWER SUPPLY X SET IP68 N1890-9



Oh! ø 1150

Dimensioni Measures	Volume Imballo Package Volume	Codice Code	Colore Colour
	1,772 m³	79717	N
Lightning Applications		79718	R
		79719	G
Peso Netto Net Weight			
16,45 Kg			
Peso Lordo Gross Weight			
25,15 Kg			

+

SET X SOSPENS.	SET IN IP20	SET OUT IP65	SET RGB IP65	SET IP 68
79851 1XE27 - WMAX 100W	79838 1XE27 - WMAX 100W	79843 1XE27 - WMAX 100W	79970 12X2 WATT LED	79848 1XGY6,35 - WMAX 50W
79851 1XE27 - WMAX 100W	79838 1XE27 - WMAX 100W	79843 1XE27 - WMAX 100W		79848 1XGY6,35 - WMAX 50W
79851 1XE27 - WMAX 100W	79838 1XE27 - WMAX 100W	79843 1XE27 - WMAX 100W		79848 1XGY6,35 - WMAX 50W

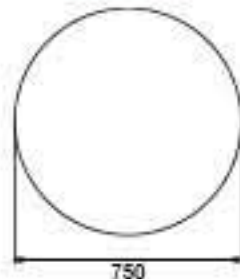

+

OPTIONAL KIT
KIT PICCHETTO STAKE KIT 71869
CONTROCASSA SLEEVE 71868
KIT ANTIFURTO ANTI THEFT KIT 79684
KIT PESI PISCINA POOL WEIGHT KIT 79969
ALIMENTATORE POWER SUPPLY X SET IP68 N1890-9



103

Oh! ø 750

Dimensioni Measures	Volume Imballo Package Volume	Codice Code	Colore Colour
	0,531 m³	79714	N
Lightning Applications		79715	R
		79716	G
Peso Netto Net Weight			
7,45 Kg			
Peso Lordo Gross Weight			
10,95 Kg			

+

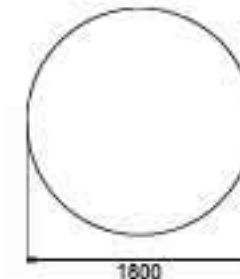

SET X SOSPENS.	SET IN IP20	SET OUT IP65	SET RGB IP65	SET IP 68
79851 1XE27 - WMAX 75W	79838 1XE27 - WMAX 75W	79843 1XE27 - WMAX 75W	79971 9X2 WATT LED	79848 1XGY6,35 - WMAX 50W
79851 1XE27 - WMAX 75W	79838 1XE27 - WMAX 75W	79843 1XE27 - WMAX 75W		79848 1XGY6,35 - WMAX 50W
79851 1XE27 - WMAX 75W	79838 1XE27 - WMAX 75W	79843 1XE27 - WMAX 75W		79848 1XGY6,35 - WMAX 50W

+

OPTIONAL KIT
KIT PICCHETTO STAKE KIT 71869
CONTROCASSA SLEEVE 71868
KIT ANTIFURTO ANTI THEFT KIT 79683
KIT PESI PISCINA POOL WEIGHT KIT 79969
ALIMENTATORE POWER SUPPLY X SET IP68 N1890-9



Oh! ø 1800

Dimensioni Measures	Volume Imballo Package Volume	Codice Code	Colore Colour
	6,435 m³	79699	N
Lightning Applications		79700	R
		79701	G
Peso Netto Net Weight			
47 Kg			
Peso Lordo Gross Weight			
68 Kg			

MINIMO 8 PEZZI

+

SET X SOSPENS.	SET IN IP20	SET OUT IP65	SET RGB IP65	SET IP 68
79663 1XE27 - WMAX 60W	79838 1XE27 - WMAX 60W	79843 1XE27 - WMAX 60W	79970 12X2 WATT LED	79848 1XGY6,35 - WMAX 100W
79663 1XE27 - WMAX 60W	79838 1XE27 - WMAX 60W	79843 1XE27 - WMAX 60W		79848 1XGY6,35 - WMAX 100W
79663 1XE27 - WMAX 60W	79838 1XE27 - WMAX 60W	79843 1XE27 - WMAX 60W		79848 1XGY6,35 - WMAX 100W

+

OPTIONAL KIT
KIT PICCHETTO STAKE KIT 71869
CONTROCASSA SLEEVE 71868
KIT PESI PISCINA POOL WEIGHT KIT 79969
ALIMENTATORE POWER SUPPLY X SET IP68 N1890-9



Ohps! ø 500

Dimensioni Measures

Volume Imballo Package Volume

0,090 m³

Lightning Applications

Peso Netto Net Weight

2,45 Kg

Peso Lordo Gross Weight

4,20 Kg

Codice Code

79720

79721

79722

Colore Colour

N

R

G

+

	SET IN IP20	SET OUT IP65	SET RGB IP65	
	79838 1XE27 - WMAX 40W	79843 1XE27 - WMAX 40W	79973 3X2 WATT LED	
	79838 1XE27 - WMAX 40W	79843 1XE27 - WMAX 40W		
	79838 1XE27 - WMAX 40W	79843 1XE27 - WMAX 40W		

+

OPTIONAL KIT

KIT PICCHETTO STAKE KIT 71869

CONTROCASSA SLEEVE 71868

KIT ANTIFURTO ANTI THEFT KIT 79686



Hanging Ohps! 500

Dimensioni Measures

Volume Imballo Package Volume

0,090 m³

Lightning Applications

Peso Netto Net Weight

2,5 Kg

Peso Lordo Gross Weight

3,9 Kg

Codice Code

71745

Colore Colour

N

+

	INDOOR IP20		
	INCLUDED 1XE27 - WMAX 60W		

+

LUNGHEZZA CAVO CABLE LENGHT

L 1500
C. ACC. L 1500



105

Ohps! ø 750

Dimensioni Measures

Volume Imballo Package Volume

0,269 m³

Lightning Applications

Peso Netto Net Weight

5,95 Kg

Peso Lordo Gross Weight

8,65 Kg

Codice Code

79723

79724

79725

Colore Colour

N

R

G

+

	SET IN IP20	SET OUT IP65	SET RGB IP65	
	79838 1XE27 - WMAX 60W	79843 1XE27 - WMAX 60W	79973 3X2 WATT LED	79972 6X2 WATT LED
	79838 1XE27 - WMAX 60W	79843 1XE27 - WMAX 60W		
	79838 1XE27 - WMAX 60W	79843 1XE27 - WMAX 60W		

+

OPTIONAL KIT

KIT PICCHETTO STAKE KIT 71869

CONTROCASSA SLEEVE 71868

KIT ANTIFURTO ANTI THEFT KIT 79687



Hanging Ohps! 750

Dimensioni Measures

Volume Imballo Package Volume

0,269 m³

Lightning Applications

Peso Netto Net Weight

6 Kg

Peso Lordo Gross Weight

8,7 Kg

Codice Code

71746

Colore Colour

N

+

	INDOOR IP20		
	INCLUDED 1XE27 - WMAX 75W		

+

LUNGHEZZA CAVO CABLE LENGHT

L 1500
C. ACC. L 1500



105

City 200 x 200

Dimensioni Measures	Volume Imballo Package Volume	Codice Code	Colore Colour
	0,016 m³	79726	N
	Peso Netto Net Weight	79727	W
		79728	B
		79729	R
		79730	G
	Peso Lordo Gross Weight	79731	O



	SET IN IP20	SET OUT IP65	SET RGB IP65	
	79835 1XE14 - WMAX 15W	79840 1XE14 - WMAX 15W	79974 3X2 WATT LED	
	79835 1XE14 - WMAX 15W	79840 1XE14 - WMAX 15W		
	79835 1XE14 - WMAX 15W	79840 1XE14 - WMAX 15W		
	79835 1XE14 - WMAX 15W	79840 1XE14 - WMAX 15W		



OPTIONAL KIT
KIT PICCHETTO STAKE KIT 71869
CONTROCASSA SLEEVE 71868



City 450 x 450

Dimensioni Measures	Volume Imballo Package Volume	Codice Code	Colore Colour
	0,125 m³	79738	N
	Peso Netto Net Weight	79739	W
		79740	B
		79741	R
		79742	G
	Peso Lordo Gross Weight	79743	O



PESO MAX MAX LOAD	SET IN IP20	SET OUT IP65	SET RGB IP65	
150 Kg	79838 1XE27 - WMAX 60W	79843 1XE14 - WMAX 60W	79973 3X2 WATT LED	79972 6X2 WATT LED
	79838 1XE27 - WMAX 60W	79843 1XE14 - WMAX 60W		
	79838 1XE27 - WMAX 60W	79843 1XE14 - WMAX 60W		
	79838 1XE27 - WMAX 60W	79843 1XE14 - WMAX 60W		



OPTIONAL KIT
KIT PICCHETTO STAKE KIT 71869
CONTROCASSA SLEEVE 71868
KIT ANTIFURTO ANTI THEFT KIT 79690



City 300 x 300

Dimensioni Measures	Volume Imballo Package Volume	Codice Code	Colore Colour
	0,040 m³	79732	N
	Peso Netto Net Weight	79733	W
		79734	B
		79735	R
		79736	G
	Peso Lordo Gross Weight	79737	O



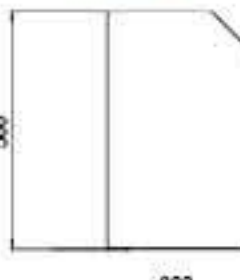

	SET IN IP20	SET OUT IP65	SET RGB IP65	
	79838 1XE27 - WMAX 60W	79843 1XE27 - WMAX 60W	79973 3X2 WATT LED	
	79838 1XE27 - WMAX 60W	79843 1XE27 - WMAX 60W		
	79838 1XE27 - WMAX 60W	79843 1XE27 - WMAX 60W		
	79838 1XE27 - WMAX 60W	79843 1XE27 - WMAX 60W		



OPTIONAL KIT
KIT PICCHETTO STAKE KIT 71869
CONTROCASSA SLEEVE 71868
KIT ANTIFURTO ANTI THEFT KIT 79689



Park 300 x 500

Dimensioni Measures	Volume Imballo Package Volume	Codice Code	Colore Colour
	0,062 m³	79744	N
Lightning Applications		79745	R
		79746	G
Peso Netto Net Weight		79747	O
3,25 Kg			
Peso Lordo Gross Weight			
5,25 Kg			

+

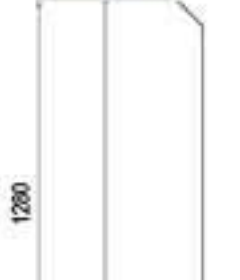

	SET IN IP20	SET OUT IP65	SET RGB IP65	
	79838 1XE27 - WMAX 75W	79843 1XE27 - WMAX 75W	79973 3X2 WATT LED	
	79838 1XE27 - WMAX 75W	79843 1XE27 - WMAX 75W		
	79838 1XE27 - WMAX 75W	79843 1XE27 - WMAX 75W		
	79838 1XE27 - WMAX 75W	79843 1XE27 - WMAX 75W		

+

OPTIONAL KIT
KIT PICCHETTO STAKE KIT 71869
CONTROCASSA SLEEVE 71868
KIT ANTIFURTO ANTI THEFT KIT 79689



Park 300 x 1280

Dimensioni Measures	Volume Imballo Package Volume	Codice Code	Colore Colour
	0,148 m³	79752	N
Lightning Applications		79753	R
		79754	G
Peso Netto Net Weight		79755	O
7,65 Kg			
Peso Lordo Gross Weight			
12,15 Kg			

+

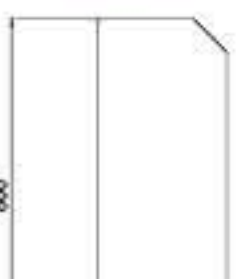

	SET IN IP20	SET OUT IP65	SET RGB IP65	
	79838 1XE27 - WMAX 100W	79843 1XE27 - WMAX 100W	79972 6X2 WATT LED	79971 9X2 WATT LED
	79838 1XE27 - WMAX 100W	79843 1XE27 - WMAX 100W		
	79838 1XE27 - WMAX 100W	79843 1XE27 - WMAX 100W		
	79838 1XE27 - WMAX 100W	79843 1XE27 - WMAX 100W		

+

OPTIONAL KIT
KIT PICCHETTO STAKE KIT 71869
CONTROCASSA SLEEVE 71868
KIT ANTIFURTO ANTI THEFT KIT 79689



Park 300 x 800

Dimensioni Measures	Volume Imballo Package Volume	Codice Code	Colore Colour
	0,0947 m³	79748	N
Lightning Applications		79749	R
		79750	G
Peso Netto Net Weight		79751	O
4,95 Kg			
Peso Lordo Gross Weight			
7,95 Kg			

+

	SET IN IP20	SET OUT IP65	SET RGB IP65	
	79838 1XE27 - WMAX 100W	79843 1XE27 - WMAX 100W	79972 6X2 WATT LED	
	79838 1XE27 - WMAX 100W	79843 1XE27 - WMAX 100W		
	79838 1XE27 - WMAX 100W	79843 1XE27 - WMAX 100W		
	79838 1XE27 - WMAX 100W	79843 1XE27 - WMAX 100W		

+

OPTIONAL KIT
KIT PICCHETTO STAKE KIT 71869
CONTROCASSA SLEEVE 71868
KIT ANTIFURTO ANTI THEFT KIT 79689



Nina h 300

Dimensioni Measures	Volume Imballo Package Volume	Codice Code	Colore Colour
	0,057 m³	79824	Base W
		79825	Base R
	Peso Netto Net Weight		
	4,65 Kg		
	Peso Lordo Gross Weight		
	5,65 Kg		

+

	SET IN IP20	SET OUT IP65	SET RGB IP65	
	79838 1XE27 - WMAX 60W	79843 1XE27 - WMAX 60W	79973 3X2 WATT LED	
	79838 1XE27 - WMAX 60W	79843 1XE27 - WMAX 60W	79973 3X2 WATT LED	

+

OPTIONAL KIT
KIT ANTIFURTO ANTI THEFT KIT 79693
KIT TIRANTI DI FISSAGGIO FIXING TIE KIT 79665



Nina h 800

Dimensioni Measures	Volume Imballo Package Volume	Codice Code	Colore Colour
	0,111 m³	79828	Base W
		79829	Base R
	Peso Netto Net Weight		
	6,28 Kg		
	Peso Lordo Gross Weight		
	9,85 Kg		

+

	SET IN IP20	SET OUT IP65	SET RGB IP65	
	79838 1XE27 - WMAX 100W	79843 1XE27 - WMAX 100W	79972 6X2 WATT LED	
	79838 1XE27 - WMAX 100W	79843 1XE27 - WMAX 100W	79972 6X2 WATT LED	

+

OPTIONAL KIT
KIT ANTIFURTO ANTI THEFT KIT 79693
KIT TIRANTI DI FISSAGGIO FIXING TIE KIT 79665



Nina h 500

Dimensioni Measures	Volume Imballo Package Volume	Codice Code	Colore Colour
	0,078 m³	79826	Base W
		79827	Base R
	Peso Netto Net Weight		
	6,25 Kg		
	Peso Lordo Gross Weight		
	7,55 Kg		

+

	SET IN IP20	SET OUT IP65	SET RGB IP65	
	79838 1XE27 - WMAX 75W	79843 1XE27 - WMAX 75W	79973 3X2 WATT LED	
	79838 1XE27 - WMAX 75W	79843 1XE27 - WMAX 75W	79973 3X2 WATT LED	

+

OPTIONAL KIT
KIT ANTIFURTO ANTI THEFT KIT 79693
KIT TIRANTI DI FISSAGGIO FIXING TIE KIT 79665



Nina h 1280

Dimensioni Measures	Volume Imballo Package Volume	Codice Code	Colore Colour
	0,164 m³	79830	Base W
		79831	Base R
	Peso Netto Net Weight		
	8,95 Kg		
	Peso Lordo Gross Weight		
	13,35 Kg		

+

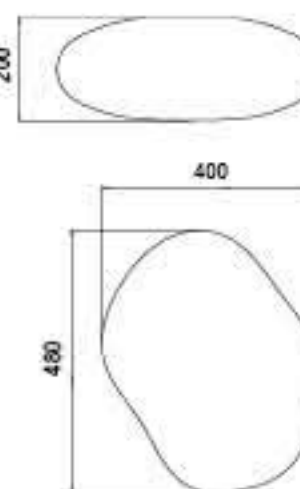

	SET IN IP20	SET OUT IP65	SET RGB IP65	
	79838 1XE27 - WMAX 100W	79843 1XE27 - WMAX 100W	79972 6X2 WATT LED	
	79838 1XE27 - WMAX 100W	79843 1XE27 - WMAX 100W	79972 6X2 WATT LED	

+

OPTIONAL KIT
KIT ANTIFURTO ANTI THEFT KIT 79693
KIT TIRANTI DI FISSAGGIO FIXING TIE KIT 79665



Fred

Dimensioni Measures	Volume Imballo Package Volume	Codice Code	Colore Colour
	0,059 m³	79758	N
		79759	WT
Lightning Applications			
			
Peso Netto Net Weight			
1,85 Kg			
Peso Lordo Gross Weight			
2,85 Kg			

+

	SET IN IP20	SET OUT IP65	SET RGB IP65	
	79837 1XE27 - WMAX 40W	79842 1XE27 - WMAX 40W	79973 3X2 WATT LED	
	79837 1XE27 - WMAX 40W	79842 1XE27 - WMAX 40W	79973 3X2 WATT LED	

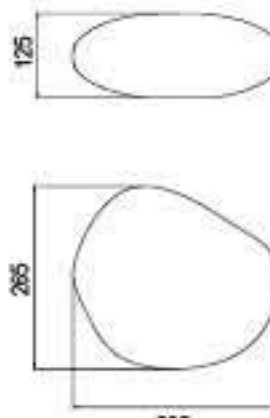

+

OPTIONAL KIT
KIT PICCHETTO STAKE KIT 71869
CONTROCASSA SLEEVE 71868
KIT ANTIFURTO ANTI THEFT KIT 79692

= 😊



Barney

Dimensioni Measures	Volume Imballo Package Volume	Codice Code	Colore Colour
	0,018 m³	79756	N
		79757	WT
Lightning Applications			
			
Peso Netto Net Weight			
0,31 Kg			
Peso Lordo Gross Weight			
1 Kg			

+

	SET IN IP20	SET OUT IP65	SET RGB IP65	SET IP 68
	79836 1XE14 - WMAX 15W	79841 1XE14 - WMAX 15W	79974 3X2 WATT LED	79844 1XG4 - WMAX 10W
	79836 1XE14 - WMAX 15W	79841 1XE14 - WMAX 15W	79974 3X2 WATT LED	79844 1XG4 - WMAX 10W

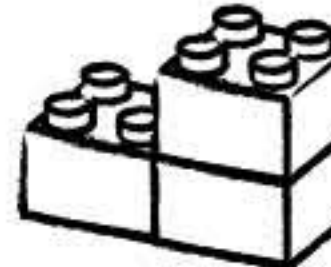
+

OPTIONAL KIT
KIT PICCHETTO STAKE KIT 71869
CONTROCASSA SLEEVE 71868
KIT PESI PISCINA POOL WEIGHT KIT 79969
ALIMENTATORE POWER SUPPLY X SET IP68 N1890-9





= 😊



Set



Vuoi più flessibilità nell'elettronica? Richiedi il catalogo **I-LED** o scaricalo dal sito www.linealight.com
 Are you looking for more flexibility in electronics? Ask for our **I-LED** catalogue or download it from our website www.linealight.com


	SET	Descrizione Description	Dimensioni mm Dimensions mm	Attacco Plug	Peso Kg. Weight Kg.
	79834	SET PER OH! D.280 IN 1E27	D.96 H.100	E27	0,50
	79835	SET PER CITY 200 IN 1E14	D.96 H.100	E14	0,50
	79836	SET PER BARNEY IN 1E14	D.96 H.100	E14	0,50
	79837	SET PER FRED IN 1E27	D.156 H.100	E27	0,70
	79838	SET PER TAPPO GRANDE IN 1E27	D.156 H.100	E27	0,70
	79839	SET PER OH! D.280 OUT+ SPINA 1E27	D.96 H.100	E27	0,50
	79840	SET PER CITY 200 OUT+ SPINA 1E14	D.96 H.100	E14	0,50
	79841	SET PER BARNEY OUT+ SPINA 1E14	D.96 H.100	E14	0,50
	79842	SET PER FRED OUT+ SPINA 1E27	D.156 H.100	E27	0,70
	79843	SET PER TAPPO GRANDE OUT+SPIN. 1E27	D.156 H.100	E27	0,70
	79959	SET PEGGY OUT IODURI	D.156 H.155	GX10	0,70
	79960	SET PEGGY OUT LED	D.156	LED 10°	
	79679	SET PEGGY OUT ALOGENA	D.156 H.155	GU10	0,70
	79849	SET X SOSP.C/TAP. PIC. S/CAVO SF280	D.96	E27	0,50
	79850	SET X SOSP. C/TAP. GRAN. S/CAVO	D.156	E27	0,70
	79851	SET X SOSP. C/TAP. GRAN. C/CAVO	D.156	E27	0,70
	79844	SET PER BARNEY IP68+ LAMP. 10W 24m	D.96 H.100	G4	0,50
	79845	SET PER OH! D.280 IP68+ LAMP. 20W 9m	D.96 H.100	G4	0,50
	79847	SET PER TAPPO GRANDE IP68+LAMP. 35W 6,5m	D.156 H.100	GY6,3	0,70
	79848	SET PER TAPPO GRANDE IP68+LAMP. 50W 4,5m	D.156 H.100	GY6,35	0,70

	SET	Descrizione Description	Dimensioni mm Dimensions mm	Attacco Plug	Peso Kg. Weight Kg.
	799870	KIT VETRO / GLASS KIT FLOWER POT D.80	D.645 Sp.6	5,00	
	79871	KIT PESI / WEIGHT KIT FLOWER POT D.80 + TABLE	D.90H.70	14,00	
	79881	KIT VETRO / GLASS KIT FLOWER POT D.50	D.396 Sp.6	2,00	
	79891	KIT VETRO / GLASS KIT FLOWER POT D.100	D.428 Sp.6	2,30	
	79704	KIT VETRO / GLASS KIT MAYA	L.462 Sp.6	3,30	
	79892	KIT VENTOSA / SUCTION CUP KIT			
	79832	KIT POSACENERE / ASH TRAY KIT CLESSIDRO SQUARE SHORT	L.290 H.38	2,00	
	79833	KIT POSACENERE / ASH TRAY KIT CLESSIDRO SQUARE TALL	L.453 H.38	3,20	
	71869	KIT PICCHETTO+DISCO+VITI OUT TERRENO	D.80 H.304	0,55	
	71868	CONTROCASSA+DISCO+VITI OUT CEMENTO / SLEEVE+DISC+CEMENT OUT SCREWS	D.110 H.220	0,47	
	79970	SET RGB 12 LED	D.156		
	79971	SET RGB 9 LED	D.156		
	79972	SET RGB 6 LED	D.156		
	79973	SET RGB 3 LED	D.156		
	79974	SET RGB 3 LED	D.156		

	SET	Descrizione Description	Dimensioni mm Dimensions mm	Attacco Plug	Peso Kg. Weight Kg.
KIT ANTIFURTO ANTI-THEFT KIT 	79681	KIT ANTIFURTO OH!	D.380		
	79682	KIT ANTIFURTO OH!	D.550		
	79683	KIT ANTIFURTO OH!	D.750		
	79684	KIT ANTIFURTO OH!	D.1150		
	79686	KIT ANTIFURTO OOPS!	D.500		
	79687	KIT ANTIFURTO OOPS!	D.750		
	79689	KIT ANTIFURTO CITY 300 / PARK			
	79690	KIT ANTIFURTO CITY 450			
	79692	KIT ANTIFURTO FRED			
	79693	KIT ANTIFURTO NINA			
KIT TIRANTI DI FISSAGGIO FIXING TIE KIT 	79694	KIT ANTIFURTO FLOWER TABLE / POT D.80 / SEDUTA / POT SEDUTA			
	79695	KIT ANTIFURTO MAYA VASO			
	79696	KIT ANTIFURTO MAYA SEDUTA			
	79661	KIT ANTIFURTO PEGGY			
	79665	KIT TIRANTI DI FISSAGGIO			

Alimentatori & Driver*

Power supply & Driver*



*Solo per RGB
*Only for RGB

Come vuoi gestire la tua luce?

How do you want to manage your light?

PRESTAZIONE
PERFORMANCE



DRIVER RGB INDIPENDENTE

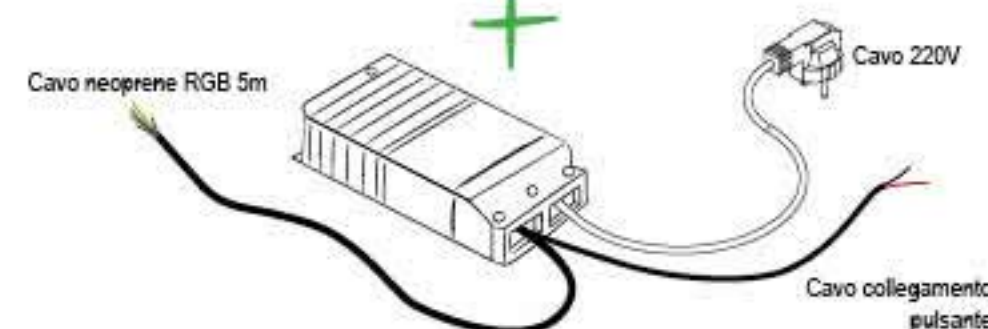
- Soft light 1 Watt - light -40%
- One color rotation
- Needs one button



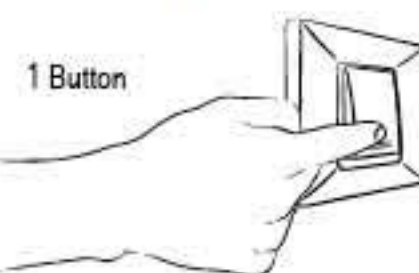
Flower Table



Kit LED RGB



Driver RGB Indipendente (Independent)



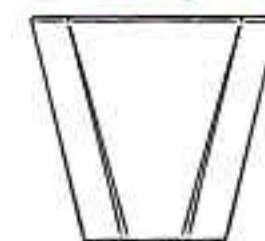
1 Button

PRESTAZIONE
PERFORMANCE



DRIVER PRO

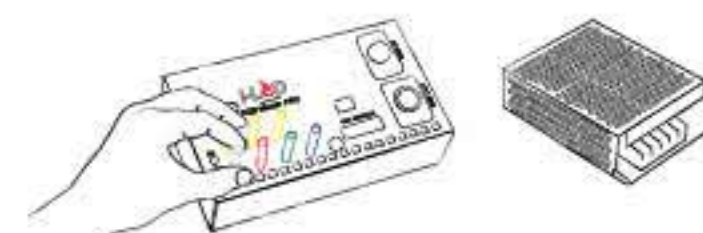
- Power light 2 Watt
- 15 programs
- DMX compatible



Flower Table



Kit LED RGB



Driver RGB Master PRO

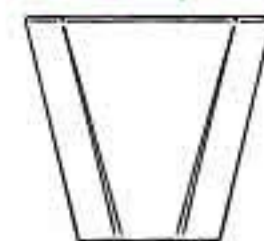
Switching

PRESTAZIONE
PERFORMANCE



DISPLAY DMX EASY

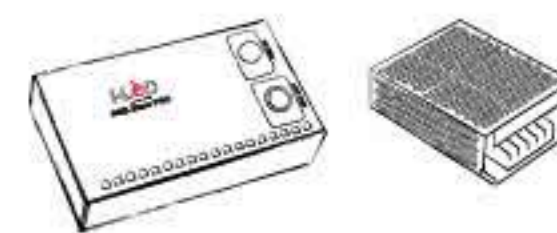
- Power light 2 Watt
- 9 static programs and 7 dynamics
- DMX compatible



Flower Table



Kit LED RGB



Driver RGB Slave PRO

Switching



Display DMX

Driver RGB Indipendente

RGB Independent Converter

Caratteristiche Tecniche:

Alimentazione 190-250V AC.
IP40.
Classe II di isolamento.
Per alimentare led di potenza da 1W, collegamento in serie.
Uscita in corrente costante 350mA ($\pm 10\%$).
Protezione autoripristinante contro le sovratemperature, il circuito aperto, i corto-circuiti sul secondario.

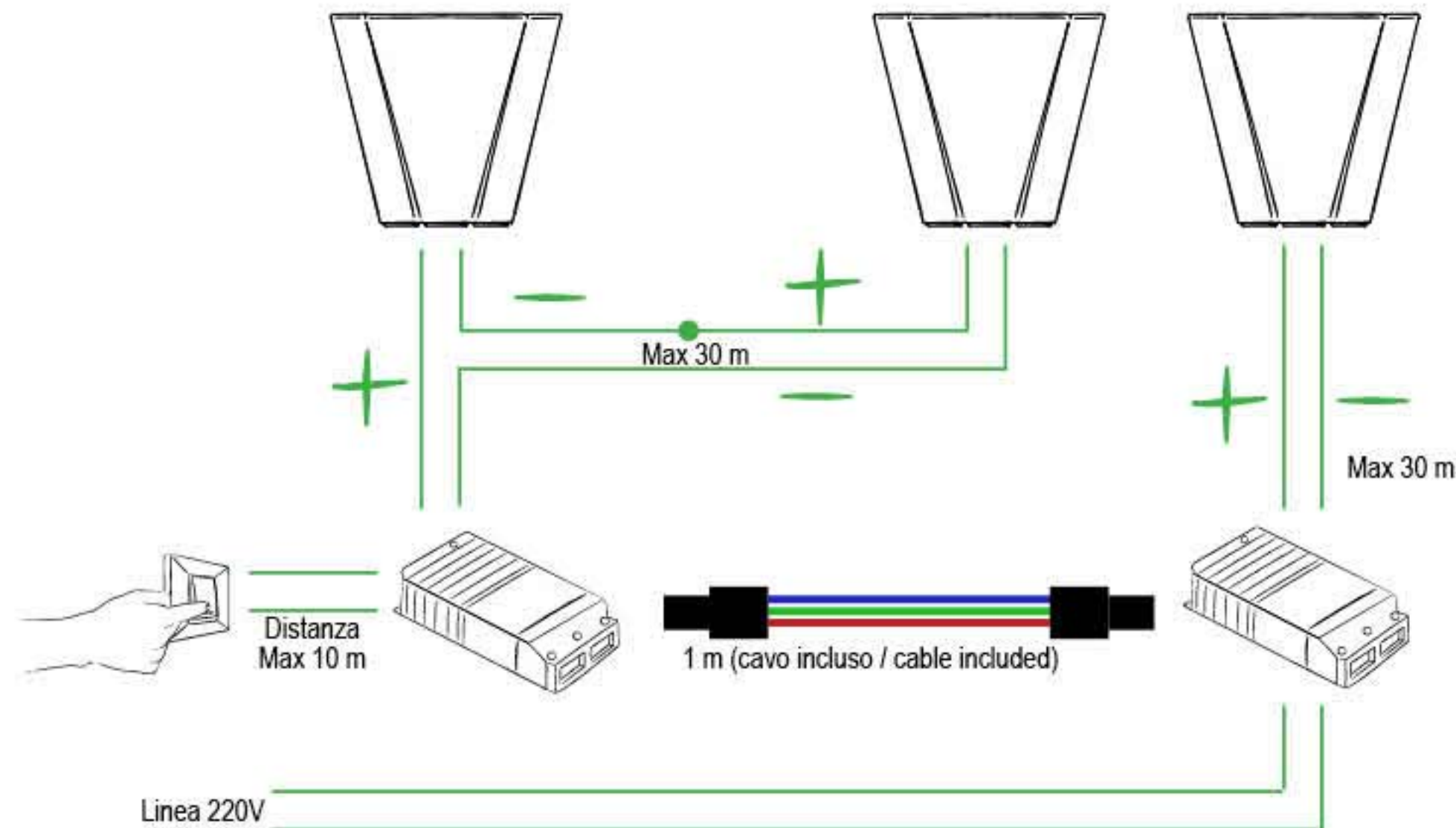
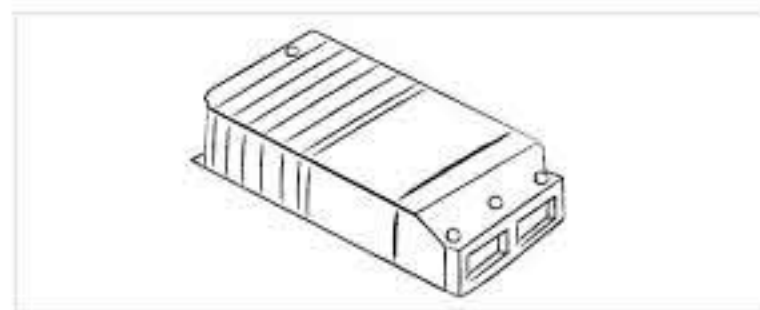
Caratteristiche funzionali:

A) Loop 17 sec
B) On/Off luci
C) Attivazione programma automatico di cambio colori
D) Pausa programma
E) Collegamento in parallelo fino a 25 driver comandati con lo stesso pulsante
F) Soft light 1 Watt

Technical features:

Input voltage range 190-250V AC.
IP40.
Insulation class II.
To power 1W LED, serial connection.
Stabilized output current 350mA ($\pm 10\%$).
Self-resetting protection against over temperatures, open circuits and short-circuits on the secondary circuit.

Cod.	Potenza Power	N° LED collegabili N° LED to connect		Input	Output	Impiego Use
		MIN	MAX			
79676	1 Watt	3	27	190/250V AC	40V DC 350 mA	Full color



Driver RGB MASTER PRO <da incorporare>

RGB MASTER PRO <To Be Built-in Driver>

Caratteristiche tecniche:

Alimentazione 24/48V DC con relativo alimentatore switching
IP20.
Classe III di isolamento.
Per alimentare led di potenza a 2W, collegamento in serie.
Uscita in corrente costante 600mA ($\pm 10\%$).
Protezione autoripristinante contro le sovratemperature, il circuito aperto ed i corto-circuiti sul secondario.
Alimentatore adatto al montaggio su binario EN da 35mm.
Compatibile con protocollo USITT DMX 512-A e connettori XLR 3 poli.
Compatibile con display DMX EASY.

Caratteristiche funzionali:

Driver indipendente.
Dimmerazione del singolo canale (comandi interrati).
Dimmerazione globale (comandi interrati).
Soft - Start.
Dotata di 15 programmi (5 di flash, 5 di dissolvenza e 5 di colore fisso) preimpostati attivabili tramite selettore manuale.
Regolazione fine della velocità di esecuzione dei programmi (comandi interrati).
Possibilità di eseguire il programma di evanescenza standard (prog. 1) con l'ausilio di un pulsante normalmente aperto (non incluso).
Dip-switch a 9 vie per indirizzamento DMX fino ad un massimo di 512 canali.
Gestione tramite pulsante di più driver Slave collegati tra loro via DMX.
Controllo fino ad un massimo di 255 periferiche Slave DMX i-Led.
Lunghezza massima della linea DMX fino a 300m.
Memorizzazione automatica del colore o del programma in esecuzione prima dello spegnimento.

Technical features:

Input Voltage Range 24/48V DC by means of relative switching driver.
IP20.
Insulation class III.
To power 2W LED, serial connection.
Stabilized output current 600mA ($\pm 10\%$).
Self-resetting protection against the open circuit and the short-circuits on the secondary circuit.
Driver suitable for mounting on EN 35mm track.
Compatible with USITT DMX512-A protocol and three-pole XLR connectors.
Compatible with DMX EASY.

Functional features:

Independent driver.
Independent dimming on single channels (controller on board).
All-round dimming (controller on board).
Soft - Start.
Equipped with 15 programmes (5 flash, 5 fading and 5 fixed colour) that can be activated by means of manual selector.
Adjusting of the programme running speed (controller on board).
Possibility of activation / deactivation / changing of the 15 preset programmes by means of IR remote control (not included).
Activation of the dedicated programs (prog. 1) by means of normally open push button (not included).
Possibility of addressing 512 DMX channel through a dip-switch with 9 positions.
Possibility of managing several Slave drivers connected to each other via DMX by means of a single push button or IR sensor.
Possibility of controlling up to a maximum of 255 slave i-Led peripheral units.
Maximum length of the DMX line of 300 metres.
Automatic store of the colour or programme before shut down.

Cod.	N. Canali N. Channel	N° LED collegabili N° LED to connect		Input	Output
		MIN	MAX		
79677	3	2	5	24V DC	24V DC 600 mA
79678	3	6	12	48V DC	48V DC 600 mA



Driver RGB Slave PRO <da incorporare>
RGB Slave PRO <To Be Built-In Driver>

Caratteristiche tecniche:

Alimentazione 24/48V DC con relativo alimentatore switching.
IP10.
Classe III di isolamento.
Per alimentare led di potenza 2W, collegamento in serie.
Uscita in corrente costante 600 mA (±10%).
Protezione autoripristinante contro le sovratemperature, il circuito aperto ed i corto-circuiti sul secondario.
Alimentatore adatto al montaggio su binario EN da 35mm.
Compatibile con protocollo USITT DMX 512-A e connettori XLR 3 poli.
Compatibile con i display DMX EASY.

Caratteristiche funzionali:

Necessita di un dispositivo remoto per il controllo, quale pulsante normalmente aperto, display DMX.
Dotata di 15 programmi (5 di fi ash, 5 di dissolvenza e 5 di colore fisso) precaricati.
Possibilità di eseguire il programma di evanescenza standard (prog. 1) con l'ausilio di un pulsante normalmente aperto (non incluso).
Memorizzazione automatica del colore o del programma in esecuzione prima dello spegnimento.
Dip-switch a 9 vie per indirizzamento DMX fino ad un massimo di 512 canali.
Fino a 255 periferiche Slave DMX i-Led collegabili sullo stesso bus DMX.
Lunghezza massima della linea DMX fi no a 300m.

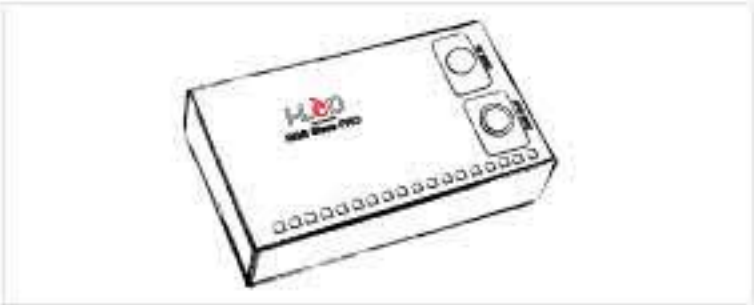
Cod.	N. Canali	N° LED collegabili N° LED to connect		Input	Output
		MIN	MAX		
79649	3	2	5	24V DC	24V DC 600 mA
79648	3	6	12	48V DC	48V DC 600 mA

Technical features:

Input Voltage Range 24/48V DC by means of relative switching driver.
IP10.
Insulation class III.
To power from 2W LED, serial connection.
Stabilized output current 600mA (±10%).
Self-resetting protection against the open circuit and the short-circuits on the secondary circuit.
Driver suitable for mounting on EN 35mm track.
Compatible with USITT DMX512-A protocol and three-pole XLR connectors.
Compatible with DMX EASY display.

Functional features:

The need for a remote control device, such as normally-open push button, DMX display.
Equipped with 15 preset programmes (5 fi ash, 5 fading and 5 fi xed colour).
Activation of the dedicated programme (prog. 1) by means of normally-open push button (not included).
Automatic store of the colour or programm before shut down.
Possibility of adresssing 512 DMX channel through a dip-switch with 9 positions.
Possibility of connecting up to a maximum of 255 slave i-Led peripheral units on the same bus DMX.
Maximum length of the DMX line 300 metres.



Alimentatore switching a 24V DC <per driver PRO cod. 79677 e 79649>
Power supply 24V DC <for driver PRO cod. 79677 and 79649>

Caratteristiche tecniche:

Alimentazione 88-264V AC.
IP 20.
Classe I di isolamento.
Uscita in tensione costante 24V DC con potenza da 75 a 240W.
Protezione autoripristinante contro il circuito aperto ed i corto - circuiti sul secondario.
Dimensionamento degli alimentatori switching
N° LED installati
x 4 (tensione di ogni led)
x corrente in ogni led
x 1,1(fattore di sicurezza)

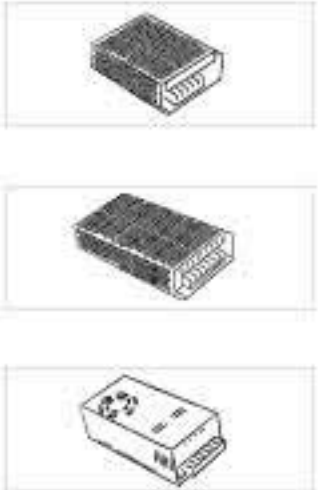
Technical features:

Input voltage range 88-264V AC.
IP 20.
Insulation class I.
PWM output voltage 24V DC with power from 75 to 240W.
Self-resetting protection against the open circuit and the short-circuits on the secondary circuit.
Matching the switching drivers
N° of LEDs installed
by 4 (voltage of each LED)
by current in each LED
by 1.1 (safety factor)

Cod.	Input		Output			Durata MTBF Lenght MTBF (T amb. 25°C)	PFC Raffreddamento Cooling
	Main tension	Frequenza di rete W Frequency	Tensione in uscita Output tension	Potenza massima Maximun power	Efficienza Efficiency		
79675	88-264V AC	47-63 Hz	24V DC	75W	85%	265K Ore	Conv. Naturale Natural Conv.
79674	88-264V AC	47-63 Hz	24V DC	150W	86%	244K Ore	Conv. Naturale Natural Conv.
79673	88-264V AC	47-63 Hz	24V DC	240W	84%	179K Ore	Conv. Forzata Forced Conv.

Staffe per montaggio su binario EN da 35mm incluso. Bracket for mounthing on EN 35mm track included.

Staffe per montaggio su binario EN da 35mm incluso. Bracket for mounthing on EN 35mm track included.



Alimentatore switching a 48V DC <per driver PRO cod. 79678 e 79648>

Power supply 48V DC <for driver PRO cod. 79678 and 79648>

Caratteristiche tecniche:

Alimentazione 88-264 AC.
IP20.
Classe I di isolamento.
Uscita in tensione costante 48V DC con potenza da 75 a 240W.
Protezione autoripristinante contro il circuito aperto ed i corto-circuiti sul secondario.
Temperatura ambiente -20°/+70°C (da 20% a 90% RM)

Dimensionamento degli alimentatori switching:

N° LED installati
per 4 (tensione di ogni LED)
per corrente in ogni LED
per 1,1 (fattore di sicurezza)

Technical features:

Input voltage range 88-264V AC.
IP 20.
Insulation class I.
PWM output voltage 48V DC with power from 75 to 240W.
Self-resetting protection against the open circuit and the short-circuits on the secondary circuit.
Operating ambient temperature: -20°/+70°C (from 20% to 90% RM)

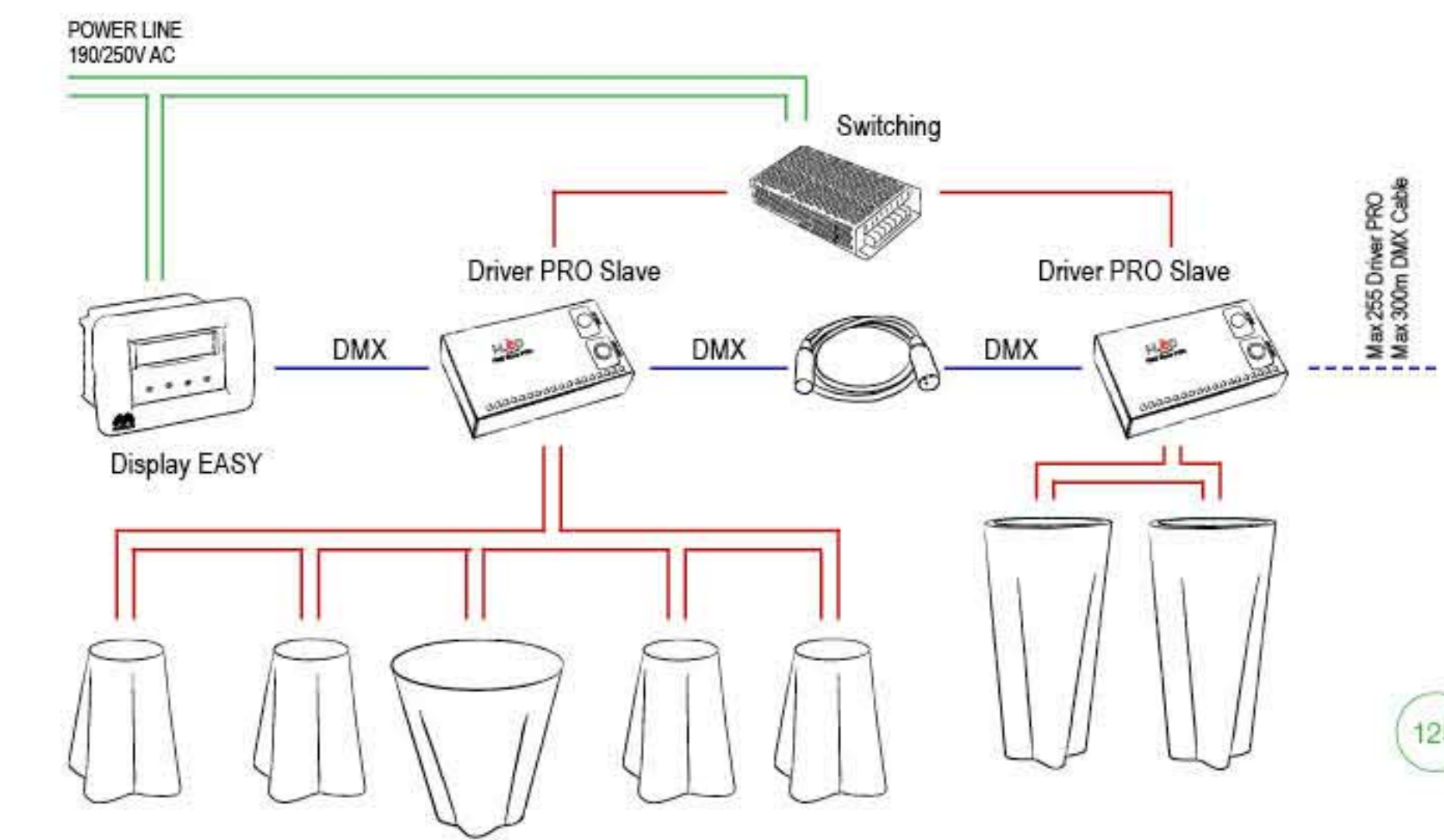
Matching the switching drivers

N° of LEDs installed
by 4 (voltage of each LED)
by current in each LED
by 1.1 (safety factor)

Display DMX Easy



Cod.	Input	Output
79666	190-250V AC	BUS DMX 512



Cod.	Input		Output		Efficienza Efficiency	Condiz. Ambiente Ambient Temperature		Durata MTBF Length MTBF (T amb. 25°C)	PFC Raffreddamento Cooling
	Tensione di rete Main tension	Frequenza di reteW Frequency	Tensione in uscita Output tension	Potenza massima Maximum power		Working temperature	Umidità relativa Relative humidity		
79672	88-264V AC	47-63 Hz	48V DC	75W	85%	-20°C +70°C	20% - 90% RH	265K Ore	Conv. Naturale Natural Conv.
Bracket for mounthing on EN 35mm track included.									
79671	88-264V AC	47-63 Hz	48V DC	150W	87%	-25°C +70°C	20% - 90% RH	244K Ore	Conv. Naturale Natural Conv.
Staffe per montaggio su binario EN da 35mm incluso. Bracket for mounthing on EN 35mm track included.									
79670	88-264V AC	47-63 Hz	48V DC	240W	87%	-25°C +70°C	20% - 90% RH	179K Ore	PFC Attivo - Conv. Forzata Active PFC - Forced Conv.



Caratteristiche tecniche:

Alimentazione 190-250V AC.
Compatibile con protocollo USITT DMX 512-A.
Compatibile con i driver EASY.

Caratteristiche funzionali:

Funzionamento in modalità Master di un sistema DMX (gestisce una sola zona).
Display LCD alfanumerico: 2 righe per 16 caratteri.
7 Programmi dinamici e 7 programmi statici.
Variazione dell'intensità di esecuzione dei programmi o del singolo colore.
Memorizzazione automatica del colore o del programma in esecuzione prima dello spegnimento.
Può pilotare fino a 255 driver PRO.
Lunghezza massima della linea DMX: 300m con driver PRO

Caratteristiche d'installazione:

Installabile su controcassa 503 (inclusa).
Alimentatore da incorporare incluso.
Compatibile con placca serie IDEA RONDO'.
Cavo DMX 1 m incluso.

Technical features:

Input Voltage Range 190-250V AC.
Compatible with USITT DMX512-A protocol.
Compatible with EASY driver and PRO driver.

Functional features:

Functioning as Master in a DMX system (controls one zone only).
Display LCD alphanumeric: 2 lines to 16 characters.
Equipped with 9 static programs and 7 dynamic programs.
Variation in the intensity programme implementation.
Automatic store of the colour or programme before shut down.
It can handle up to 255 PRO drivers.
Maximum length of the line DMX: 300m with PRO drivers.

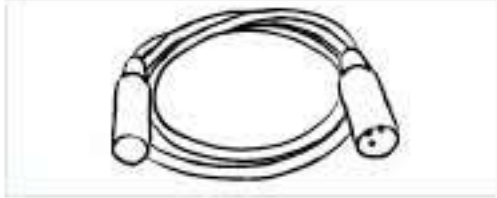
Installation features:

Could be install on outercasing 503 (included).
Driver to build in included.
Compatible with plate series IDEA RONDO'.
DMX Cable 1m included.

CAVO DMX 512 PRECABLATO CON CONNETTORI M/ F XLR 3 POLI 1 mt

PRECABLED DMX512 CABLE WITH M/ F XLR 3 POLES CONNECTORS L. 1 mt

Cod.
79669



CAVO DMX 512 PRECABLATO CON CONNETTORI M/ F XLR 3 POLI 5 mt

PRECABLED DMX512 CABLE WITH M/ F XLR 3 POLES CONNECTORS L. 5 mt

Cod.
79668



CAVO NEOPRENE h 0.7 RN-F 6x1 diam. 96 RGB

NEOPRENE CABLE

Cod.
79667



CAVO NEOPRENE h 0.7 RN-F 2x1,5 diam. 93

NEOPRENE CABLE

Cod.
71871



The photographs and the technical information in the catalogue are indicative and can be modified - even without notice - at the discretion of the firm at any moment.
Le fotografie e i dati tecnici nel catalogo sono indicativi e possono essere modificati senza alcun preavviso in qualsiasi momento da parte dell'azienda produttrice.



SEDE OPERATIVA
Via della fornace 59 z.i.
I - 31023 - Castelminio di Resana (TV)

UFFICIO VENDITE ITALIA
T +39 0423 7868
F +39 0423 786900
sales@linealight.com

EXPORT SALES DEPT.
T +39 0423 7868
F +39 0423 786999
customer.service@linealight.com

SEDE LEGALE & AMMINISTRATIVA
Via Cal Longa, 7 z.i.
I - 31028 Vazzola (TV)
T +39 0438 444826
F +39 0438 444850

www.linealight.com

Graphic: Daamstudio.com
Printed in Italy by Chinchio Industria Grafica S.p.a.

Thanks to Manuel Remeggio